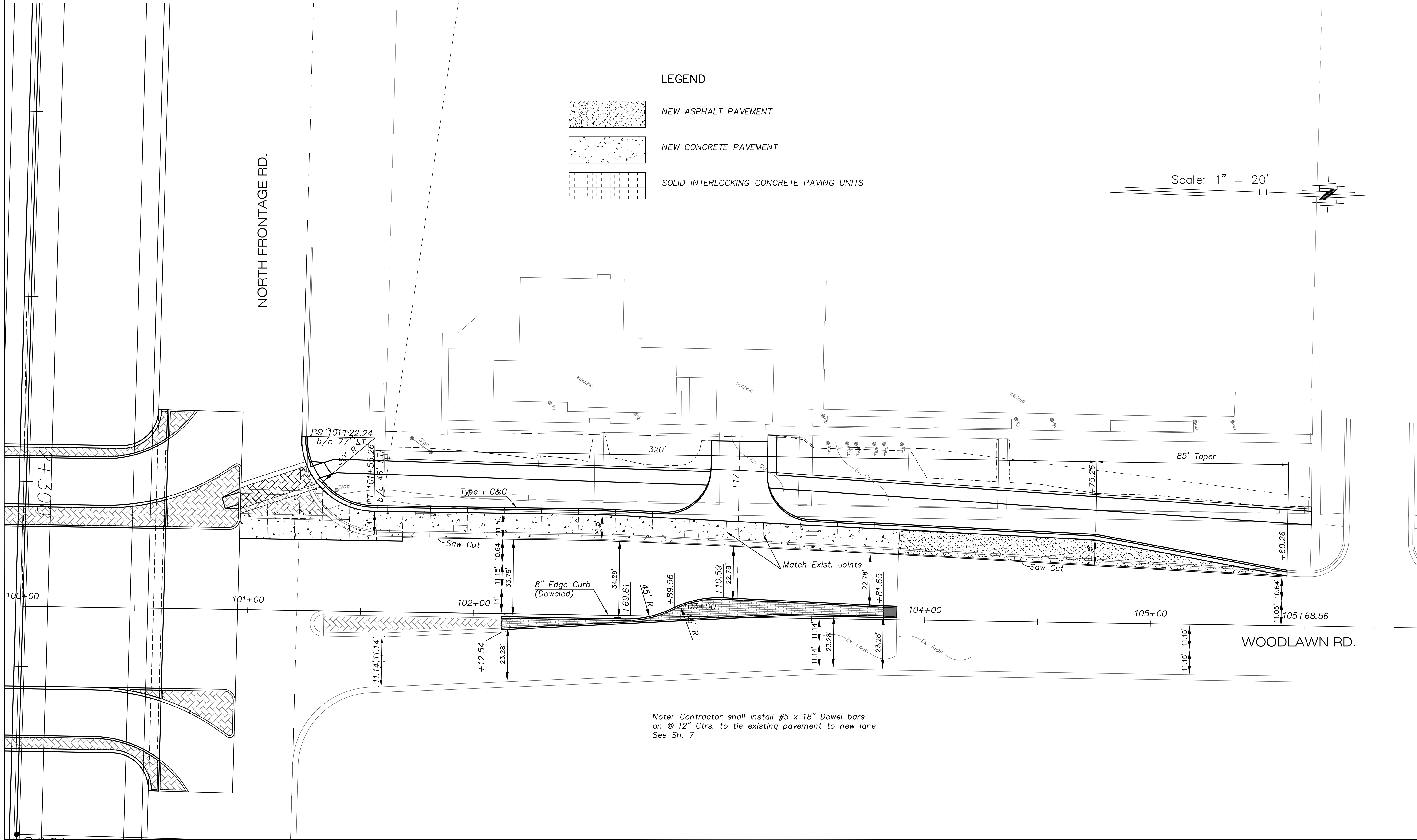
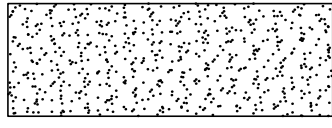




J:\2008Proj\086270\DWGS\05 ISLAND GEOM & JOINTS.dwg 3/14/2012 - 11:32am
CFS PROJECT FILE



LEGEND

-  NEW ASPHALT PAVEMENT
-  NEW CONCRETE PAVEMENT
-  SOLID INTERLOCKING CONCRETE PAVING UNITS

Scale: 1" = 20'

Note: Contractor shall install #5 x 18" Dowel bars on @ 12" Ctrs. to tie existing pavement to new lane See Sh. 7

REVISED

SEAL:

CFS
Cook, Flatt & Strobel
ENGINEERS, P.A.

CFS PROJECT NO:
08-6270

CITY OF WICHITA, KANSAS
WOODLAWN ROAD
KELLOGG TO WILLOWBROOK

SHEET TITLE:
**PAVEMENT
DETAILS**

PROJECT NUMBER
472-84911

**FINAL
PLANS**

SHEET NUMBER:
5 of 36

DESIGNED BY: _____ DRAWN BY: _____ CHECKED BY: _____
DATE: _____