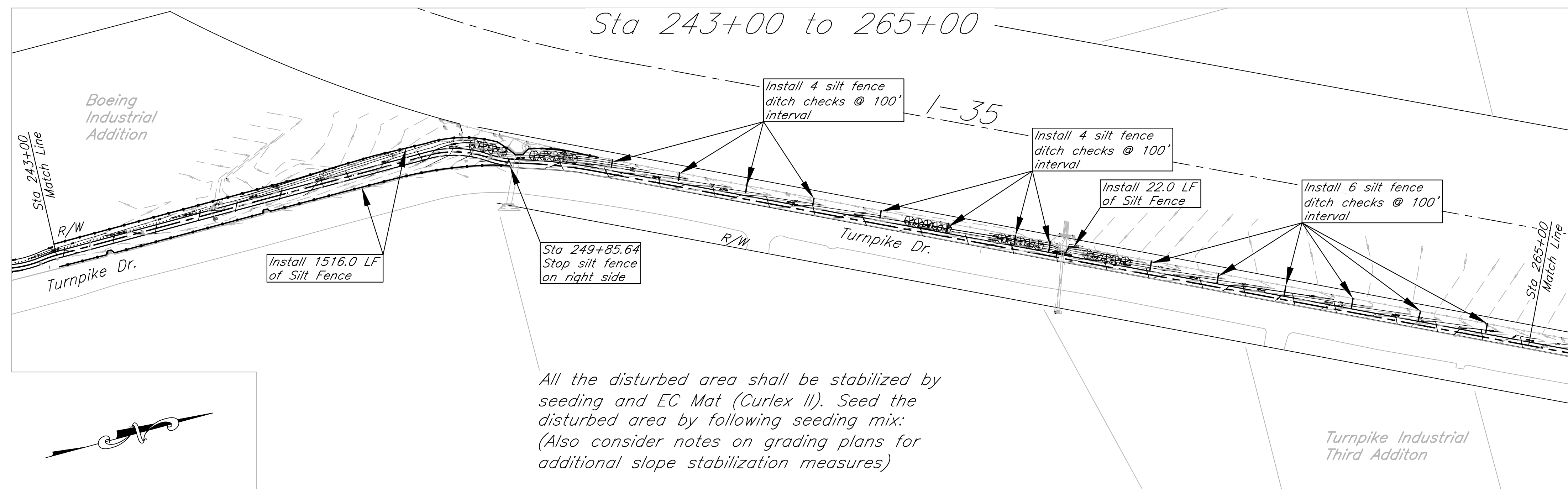
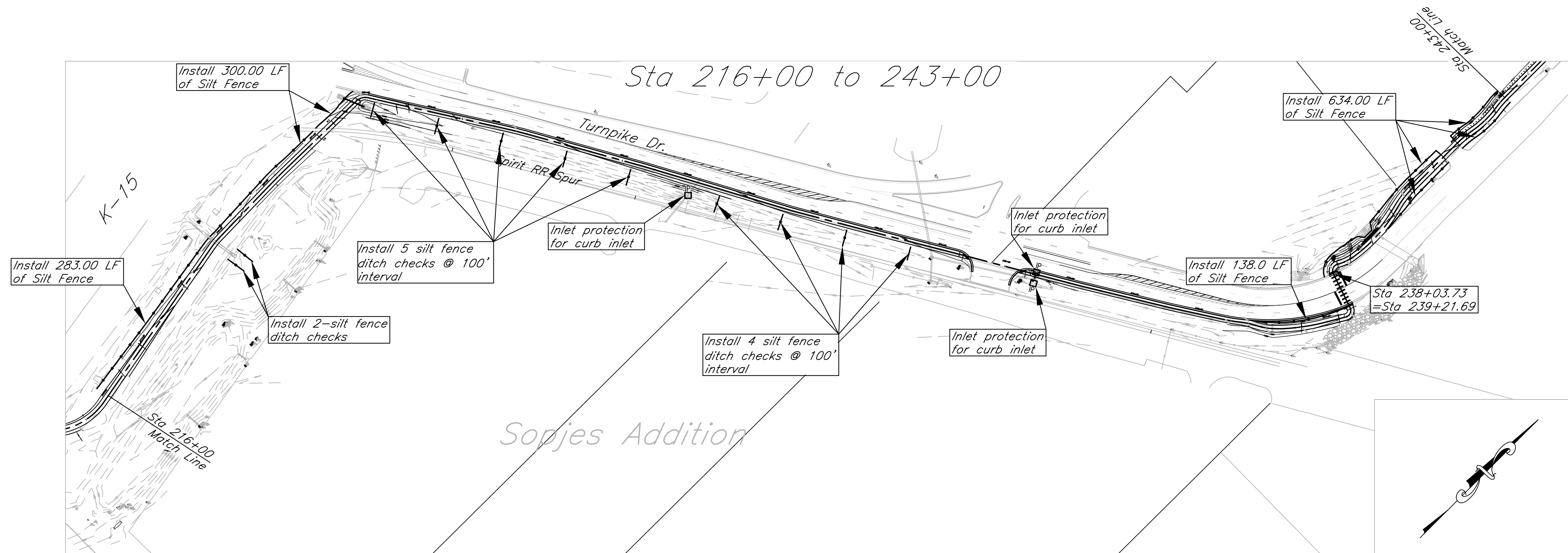


FWHA REG. NO.	STATE	PROJECT NO.:	YEAR	SHEET NUMBER	TOTAL SHEETS
7	KANSAS	0282-01	2011	110	112



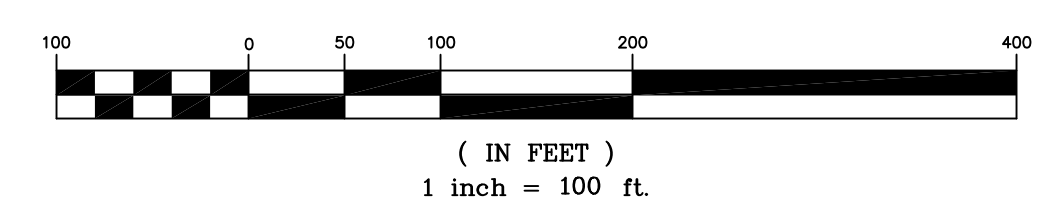
All the disturbed area shall be stabilized by seeding and EC Mat (Curlex II). Seed the disturbed area by following seeding mix:
 (Also consider notes on grading plans for additional slope stabilization measures)

(Valley Premium Seeds)
 21 lbs of Buffalo/ Acre
 4 lbs of Blue Grama / Acre
 7 lbs of SideOats Grama / Acre
 22 lbs Annual Rye-Grass/Acre

- The BMP's shown on this sheet are considered minimum standards. Whenever sediment enters the streets, storm sewers, ditches, or ponds, contractor will install additional BMP's, as needed, to correct the problem.
- The soil erosion BMP's shown hereon must be in place at all times during construction until such time as the site is re-established with paving or grass.
- Back of Curb Protection: Can include hay bale, silt fence, Curlex barrier, or approved alternate as shown on BMP standard details. This BMP must remain in place until the area between the curb and right-of-way line has been permanently stabilized.
- The General Contractor is responsible for the installation and maintenance per the prevention maintenance plan.
- Concrete trucks will be permitted to wash out only at approved locations, then maintain and clean up as conditions require, by contractor. No hazardous materials are expected to be encountered. Any spills (diesel, fuel, oil, etc.) will be cleaned up and removed immediately. Portable toilets will be supplied and maintained at various sites along the project. Disposal of sewage will be handled by a contracting firm specializing in this activity.
- The above mentioned stormwater prevention methods will be monitored daily and maintained as required. A weekly erosion control log will be posted in the job trailer onsite, and updated weekly.

LEGEND

- Flow Direction
- Inlet Protection - to be provided at all inlets subject to silt laden runoff.
- Ditch check
- Temporary Seeding.
- Silt Fence or Hay Bale Barrier - to be installed along property lines where runoff from construction site can run onto other properties.
- Stabilized Construction Entrance - to be used at all locations where vehicles or equipment enter or exit property.
- Back of Curb Protection - to be installed whenever curb is backfilled to less than 3 inches from top and disturbed earth exists adjacent thereto. (See City Standard Details.)



316/264-0242
 516 S. Market
 Wichita, KS 67202

City of Wichita Bike Path Expansion
Erosion Control Plan
 Wichita, Kansas
 PROJECT NUMBER 472-84932
 OCA# 707030

KEM NO. 05168	FILE erosion
DESIGN KM	DRAWN GP
DATE 08/2011	REVISED

SHEET
110
 OF
112