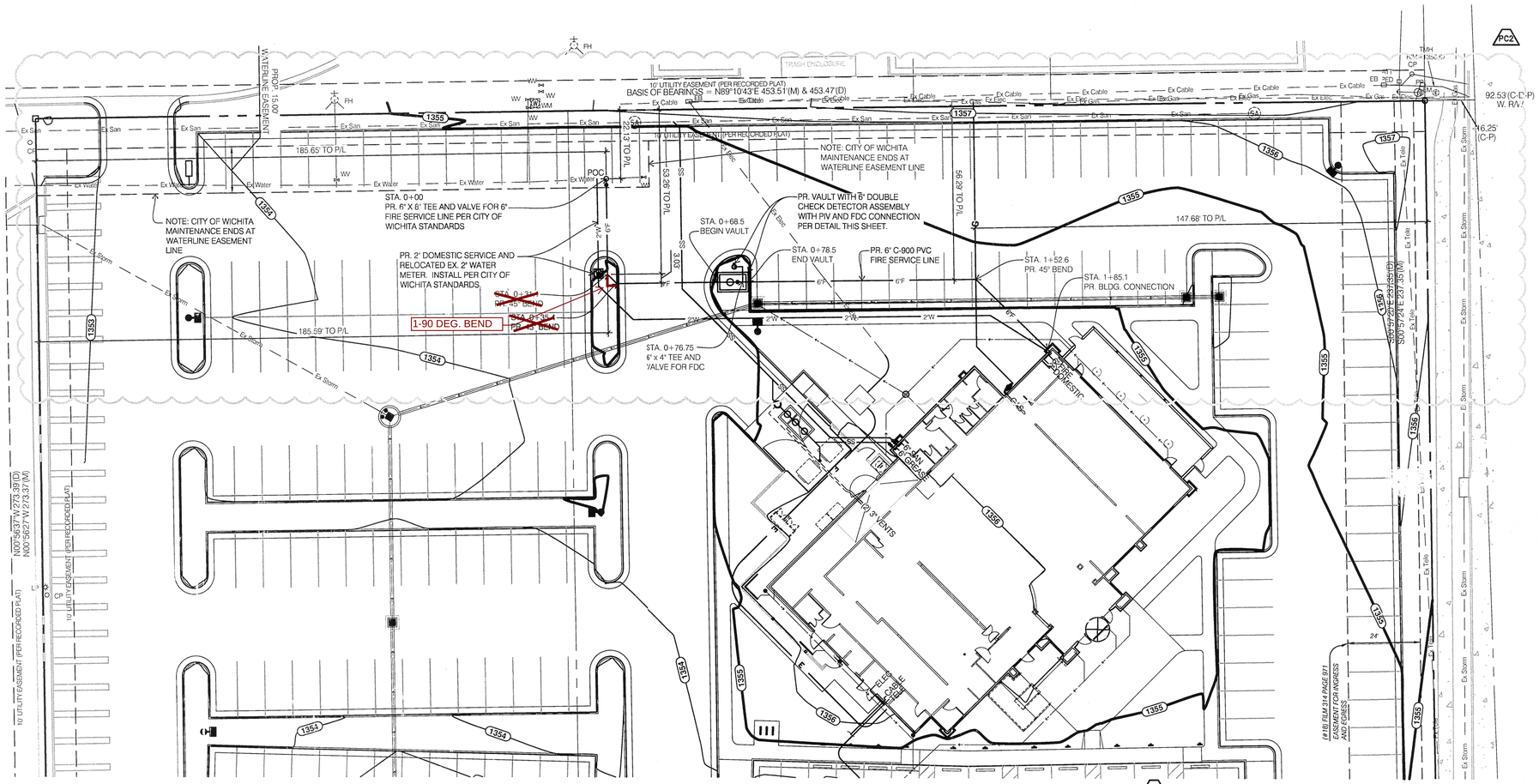


## UTILITY LINE LEGEND

| | |
|---|---|
| PROPOSED GAS: | G |
| PROPOSED ELECTRIC: | E |
| PROPOSED TELEPHONE: | T |
| PROPOSED FIRE: | 6"F |
| PROPOSED WATER: | 2"W |
| PROPOSED IRRIGATION: | IRR IRR |
| PROPOSED SANITARY SEWER: | SS SS |
| PROPOSED IRRIGATION SLEEVE: | |
| EXISTING WATER: | Ex Water |
| EXISTING GAS: | Ex Gas |
| EXISTING TELEPHONE: | Ex Tele |
| EXISTING SANITARY SEWER: | Ex San |
| EXISTING ELECTRIC: | Ex Elec |
| EXISTING STORM: | Ex Storm |

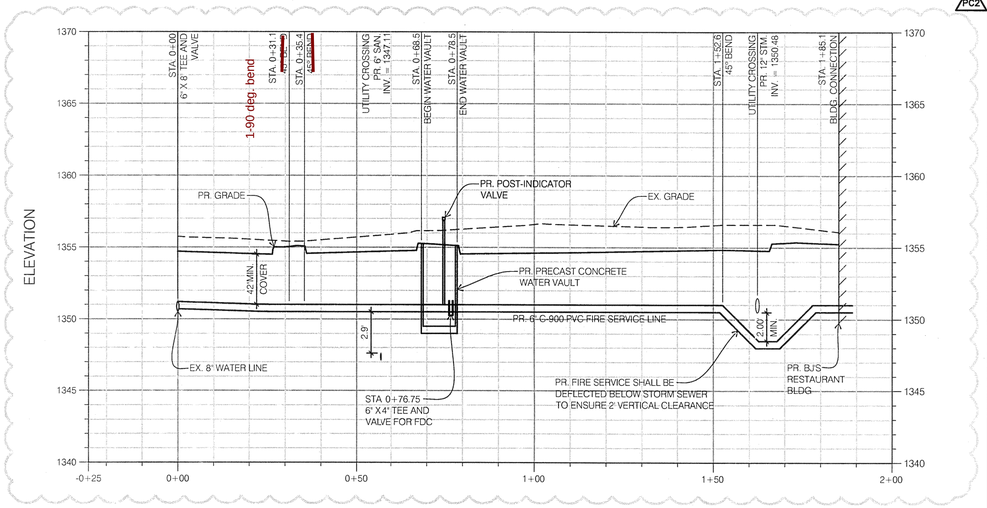


## 6 INCH FIRE SERVICE PROFILE

STA -0+25 to STA 2+00
SCALE: 1" = 20' H , 1" = 5' V

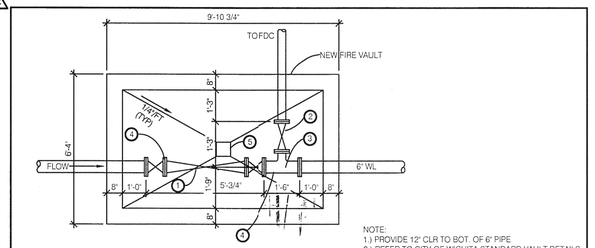


NOTE:
1.) PROVIDE 12" CLR TO BOT. OF 6" PIPE
2.) REFER TO CITY OF WICHITA STANDARD VAULT DETAILS FOR ADDITIONAL REQUIREMENTS NOT INDICATED ON THE PLAN SKETCH

1. WILKENS MODEL 350DA DOUBLE CHECK DETECTOR ASSEMBLY
2. 4" CHECK VALVE
3. 6 x 6 x 4 TEE
4. PROVIDE CONC. PEDESTAL SUPPORT AT TEE AND WEST VALVE END
5. 8" SQ. FLOOR DRAIN FILL WITH 3/4" CRUSHED ROCK

### PRECAST CONCRETE VAULT COMPONENTS

A. THE MATERIALS AND STRUCTURAL DESIGN OF THE DEVICES SHALL BE PER ASTM C857 AND ASTM C858.
B. THE MINIMUM COMPRESSIVE STRENGTH IF THE CONCRETE SHALL BE 4000 PSI.
C. CEMENT SHALL CONFORM TO THE REQUIREMENTS FOR PORTLAND CEMENT OF SPECIFICATION C150.
D. AGGREGATES SHALL CONFORM TO SPECIFICATION C33, EXCEPT THAT THE REQUIREMENT FOR GRADATION SHALL NOT APPLY
E. REINFORCEMENT SHALL CONSIST OF BARS OF GRADE 60STEEL CONFORMING TO SPECIFICATION A615/ A615M.
F. ALL JOINTS SHALL BE WATERPROOF WITH WRAPPED GASKETS OR SEALED WITH A MASTIC TREATMENT.
G. ANY GROUT USED WITHIN THE SYSTEM SHALL MEET THE ASTM C 1107 "STANDARD SPECIFICATION FOR PACKAGED DRY HYDRAULIC CEMENT GROUT (NON-SHRINK)". GRADES A, B AND C AT A POURABLE AND PLASTIC CONSISTENCY AT 70° F, CRD C 621 " CORPS OF EVGINEERS SPECIFICATION FOR NON-SHRINK GROUT."

## 6" FIRE SERVICE VAULT

SCALE: NONE

AS BUILTS
kemiller engineering
516 S. Market,
Wichita, KS 67202
(316)264-0242

**CALL BEFORE YOU DIG !**
KANSAS LAW REQUIRES NOTIFICATION OF THE UNDERGROUND FACILITY OWNER AT LEAST TWO (2) WORKING DAYS BUT NO MORE THAN FIFTEEN (15) CALENDAR DAYS PRIOR TO EXCAVATION OR DEMOLITION
Kansas One-Call
www.kansasonecall.com
1-800-DIG-SAFE

NORTH
0 10 20 40
SCALE: 1" = 20.00'

wd PARTNERS
brand : operations : build
7007 DISCOVERY BLVD
DUBLIN, OH 43017
614.634.7000 T
WDPARTNERS.COM

6A PROTOTYPE

BJ'S RESTAURANT & BREWHOUSE
7960 EAST KELLOGG
WICHITA, KANSAS 67207

JEFFREY ALAN TIBBITS
LICENSED
17882
PROFESSIONAL ENGINEER
KANSAS
03/08/2012

REVISIONS

| | | |
|---|---|---|
| ☐ | PC1 | 12/20/11 |
| ☐ | PC2 | 01/30/12 |
| ☐ | CONST. SET | 02/02/12 |

WD PROJECT: BJSB0167
PERMIT ISSUE DATE: 11/17/11
HEALTH SUBMITTAL:
BID ISSUE DATE: 12/19/11
CONSTRUCTION SET: 02/02/12

C4.2 WATER LINE PLAN & PROFILE