



Chick-fil-A

5200 Buffington Rd.
Atlanta Georgia,
30349-2998

Revisions:
Mark Date By
① 1/27/12 ASW
Waterline comments

Mark Date By
△

Mark Date By
△

	NORTHING	EASTING
①	1698450.85	1611937.58
②	1698443.88	1611937.89
③	1698443.51	1611937.91
④	1698441.18	1611938.02

SITE BENCH MARK 1
CUT BOX ON CAISSON FOR LIGHT STANDARD
ELEVATION = 1354.52

FIRE HYDRANTS REQUIRED

STATION	BURY LINE ELEVATION	TOP OF PIPE ELEVATION	FIRE HYDRANT BURY REQUIRED*
0+23.67	1356.40	1351.40	5'-0"

LEGEND

- PROP. FIRE HYDRANT
- △ EX. FIRE HYDRANT
- ⊕ PROP. VALVE
- ⊕ EX. VALVE
- PROP. MANHOLE
- EX. MANHOLE
- PROP. CURB INLET
- EX. BOX INLET
- ⊙ EX. TREE
- ⊙ EX. PINE TREE
- ⊙ EX. LIGHT POLE
- C — C — EX. CABLE T.V. LINE
- E — E — PROP. ELECTRIC LINE
- E — E — EX. ELECTRIC LINE
- G — G — PROP. GAS LINE
- G — G — EX. GAS LINE
- T — T — T — EX. TELEPHONE LINE
- POLE MOUNTED SITE LIGHTING FIXTURE
- SAN — PROP. SANITARY SEWER
- LAT — PROP. SANITARY LATERAL
- SAN — EX. SANITARY SEWER
- LAT — EX. SANITARY LATERAL
- ST — PROP. STORM SEWER
- RD — RD — PROP. ROOF DRAIN
- ST — EX. STORM SEWER
- DW — PROP. DOMESTIC WATER LINE
- VS — VS — PROP. WATER SERVICE
- FW — FW — PROP. FIRE PROTECTION WATER LINE
- W — W — EX. WATER LINE
- VS — EX. WATER SERVICE
- X — X — EX. FENCE
- ===== EX. CURB

GBC DESIGN, INC.
3378 W. Market St. Akron, OH 44333-3386
Phone 330-836-0228 Fax 330-836-5792

STORE #3015
FSR S08 N-144
Purchase Parcel

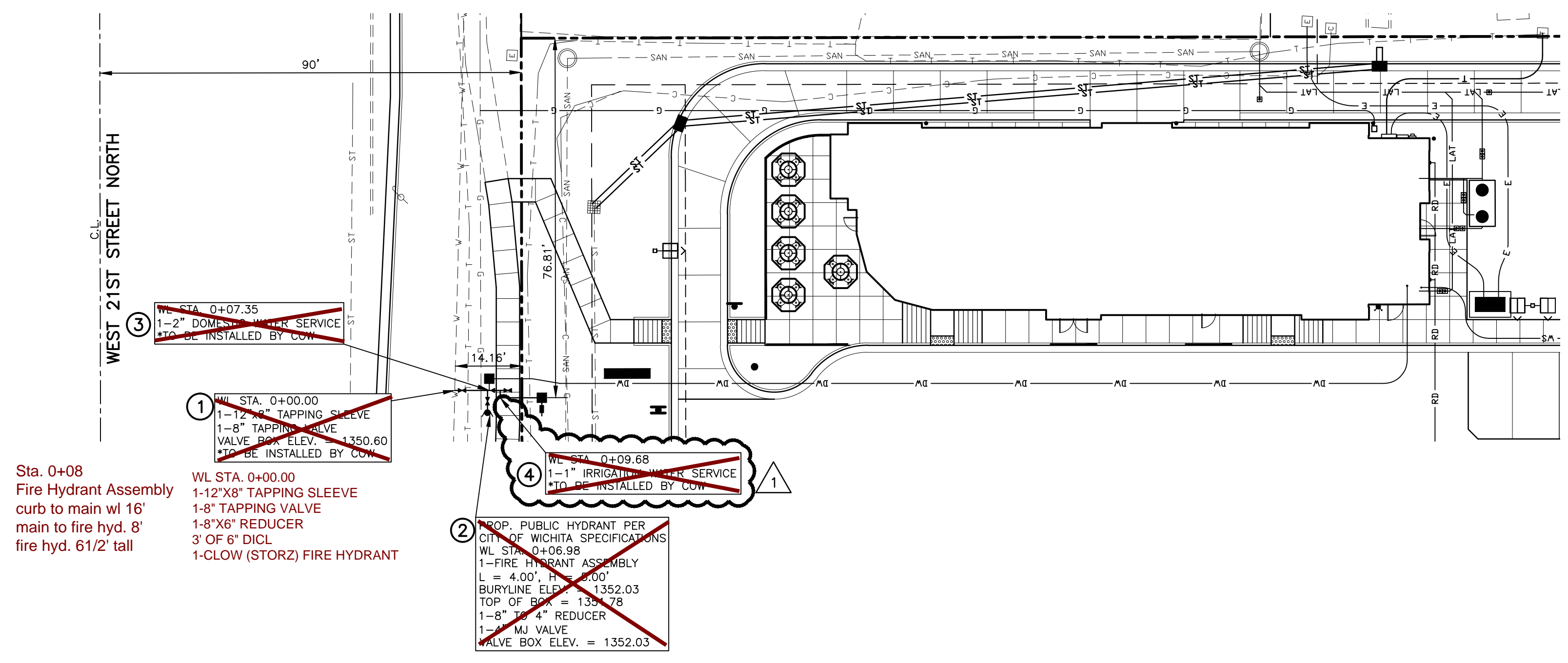
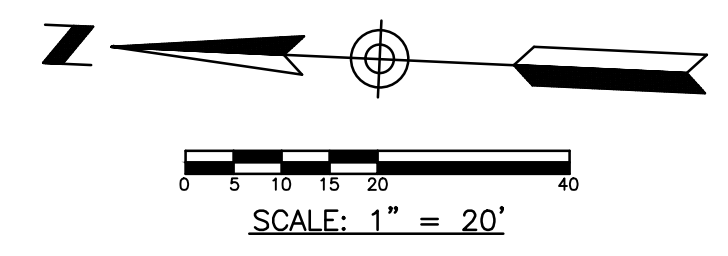
10515 W. 21st St.
Wichita, KS
67212

SHEET TITLE
WATER LINE
PLAN AND
PROFILE

DWG EDITION 07.1
REVISION 1

Job No. : 44001A
Store : 3015
Date : 10/14/11
Drawn By : DKG
Checked By : ASW

Sheet
PS-2.3

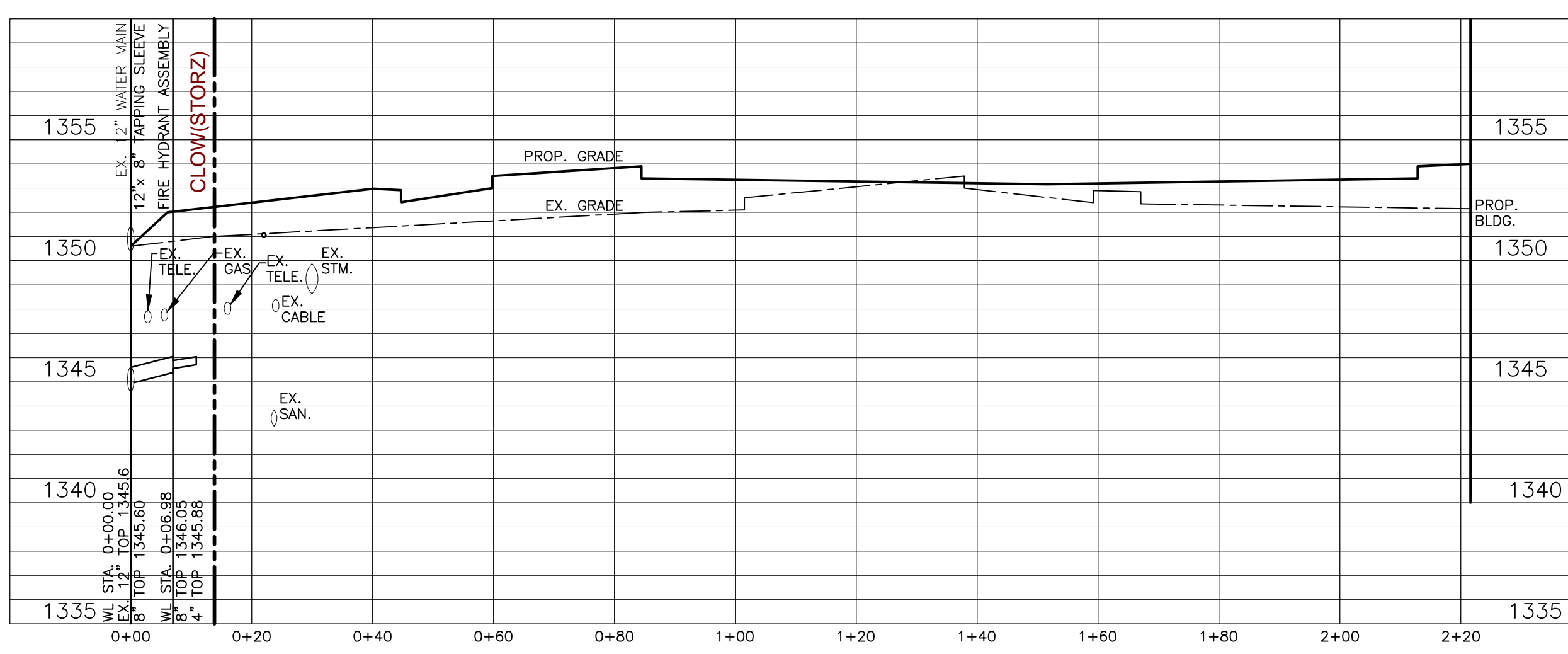


Sta. 0+08
Fire Hydrant Assembly
curb to main w/ 16'
main to fire hyd. 8'
fire hyd. 61/2' tall

③ WL STA. 0+07.35
~~1-2" DOMESTIC WATER SERVICE
TO BE INSTALLED BY COW~~

① WL STA. 0+00.00
1-12" X 8" TAPPING SLEEVE
1-8" TAPPING VALVE
VALVE BOX ELEV. = 1350.60
TO BE INSTALLED BY COW

② PROP. PUBLIC HYDRANT PER
CITY OF WICHITA SPECIFICATIONS
WL STA. 0+06.98
1-FIRE HYDRANT ASSEMBLY
L = 4.00'
BURYLINE ELEV. = 1352.03
TOP OF BOX = 1351.78
1-8" X 6" REDUCER
1-8" VALVE
VALVE BOX ELEV. = 1352.03



HORIZONTAL SCALE: 1" = 20'
HORIZONTAL SCALE: 1" = 5'

