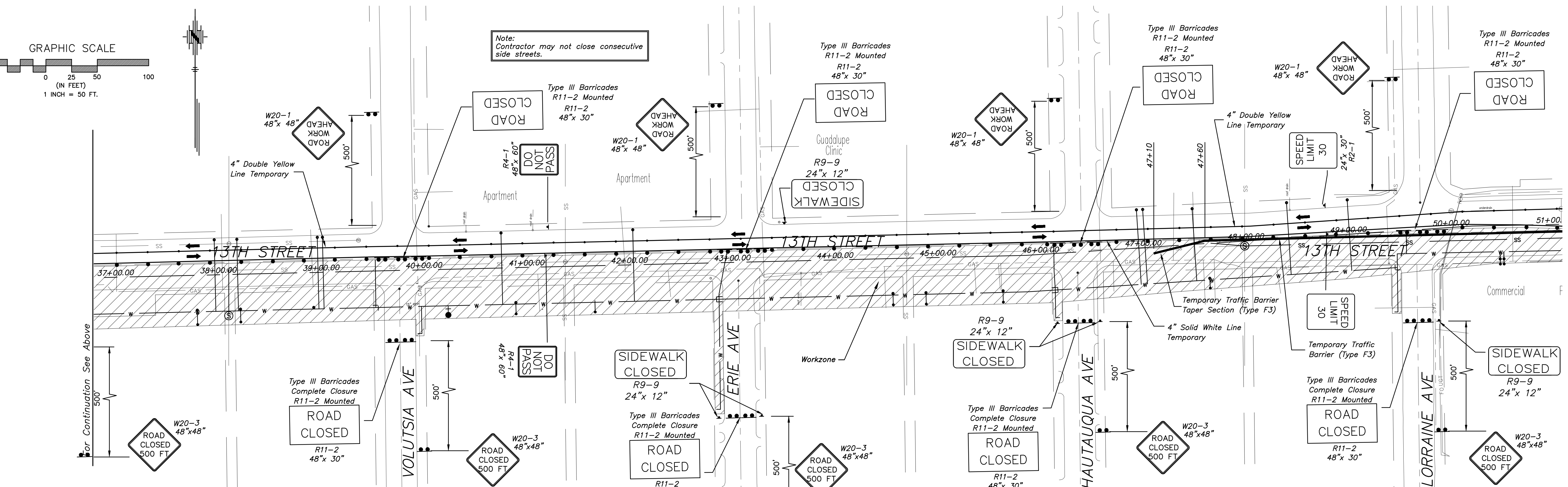
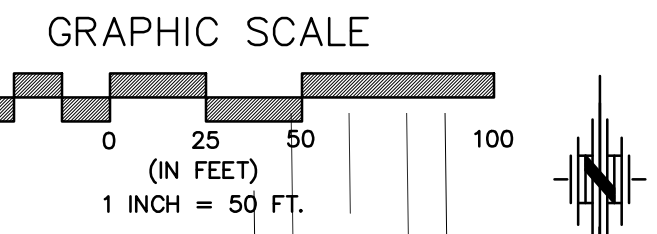


PHASE 1 - SPRUCE TO ESTELLE



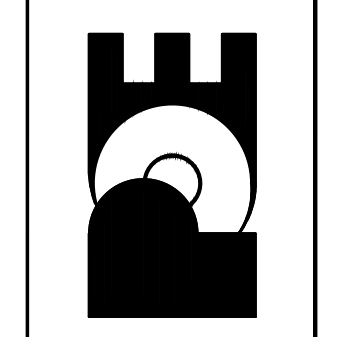
PHASE 1 - ESTELLE TO LORRAINE



No.	Date	By	Approved	Revision

13TH STREET NORTH FROM KANSAS TO OLIVER  
 TRAFFIC CONTROL - PHASE I  
 CITY OF WICHITA, KANSAS

POE & ASSOCIATES, INC.  
 CONSULTING ENGINEERS  
 5940 E Central, Suite 200 • Wichita, KS 67208-4242  
 Phone 316/685-4114 • FAX 316/685-4444



Engineer: P. FERGUSON  
 Designer: P. FERGUSON  
 CITY Job No.: 472-84320  
 Date: March, 2012  
 Sheet 191 of 374