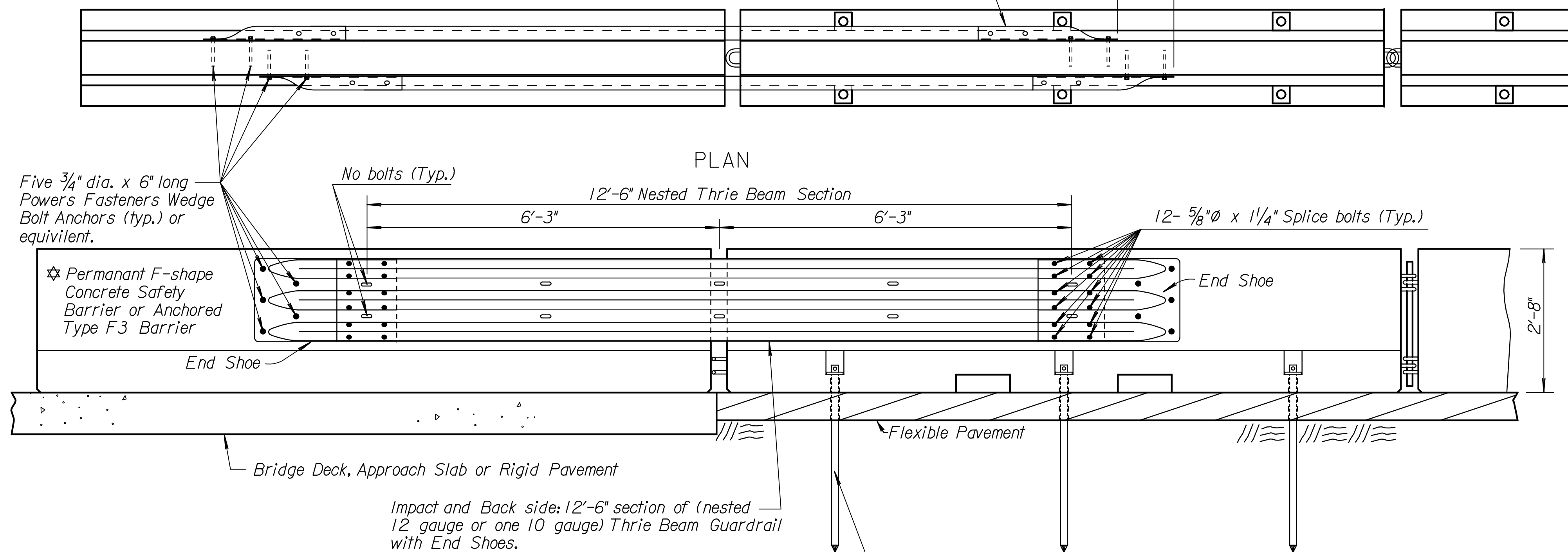


STATE	PROJECT NO.	YEAR	SHEET NO.	TOTAL SHEETS
KANSAS	472-84320	2012	217	374

Three beam piece on non-impact side is offset 1' downstream to prevent interference from the anchors on opposing side.



Five 3/4" dia. x 6" long Powers Fasteners Wedge Bolt Anchors (typ.) or equivalent.

No bolts (Typ.)

PLAN

12'-6" Nested Thrie Beam Section

6'-3"

12- 5/8" dia x 1/4" Splice bolts (Typ.)

End Shoe

Permanent F-shape Concrete Safety Barrier or Anchored Type F3 Barrier

End Shoe

Bridge Deck, Approach Slab or Rigid Pavement

Flexible Pavement

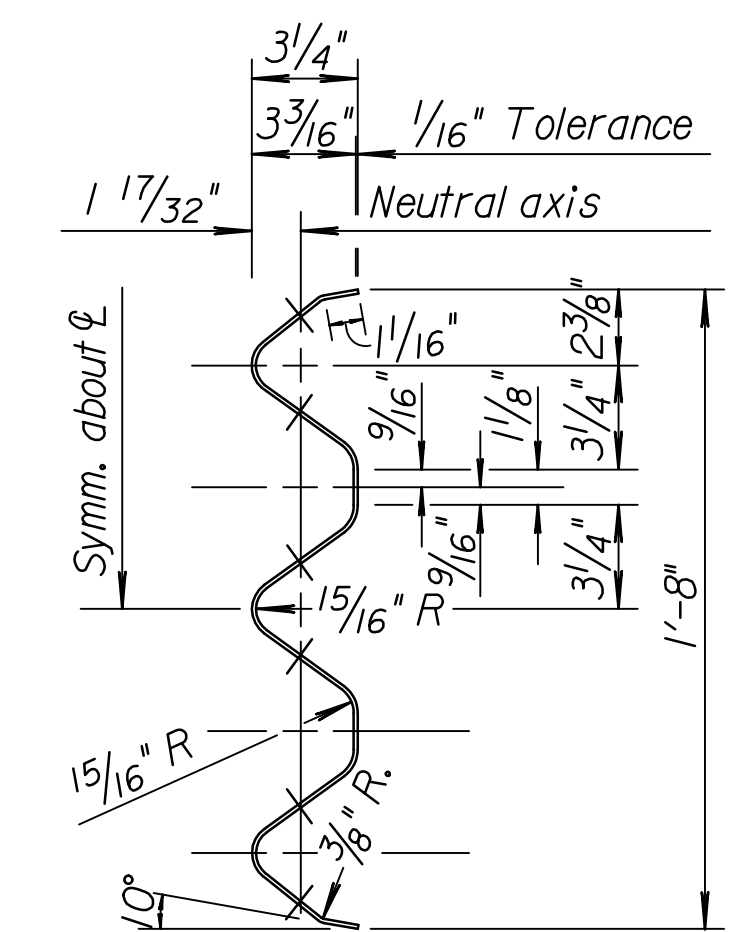
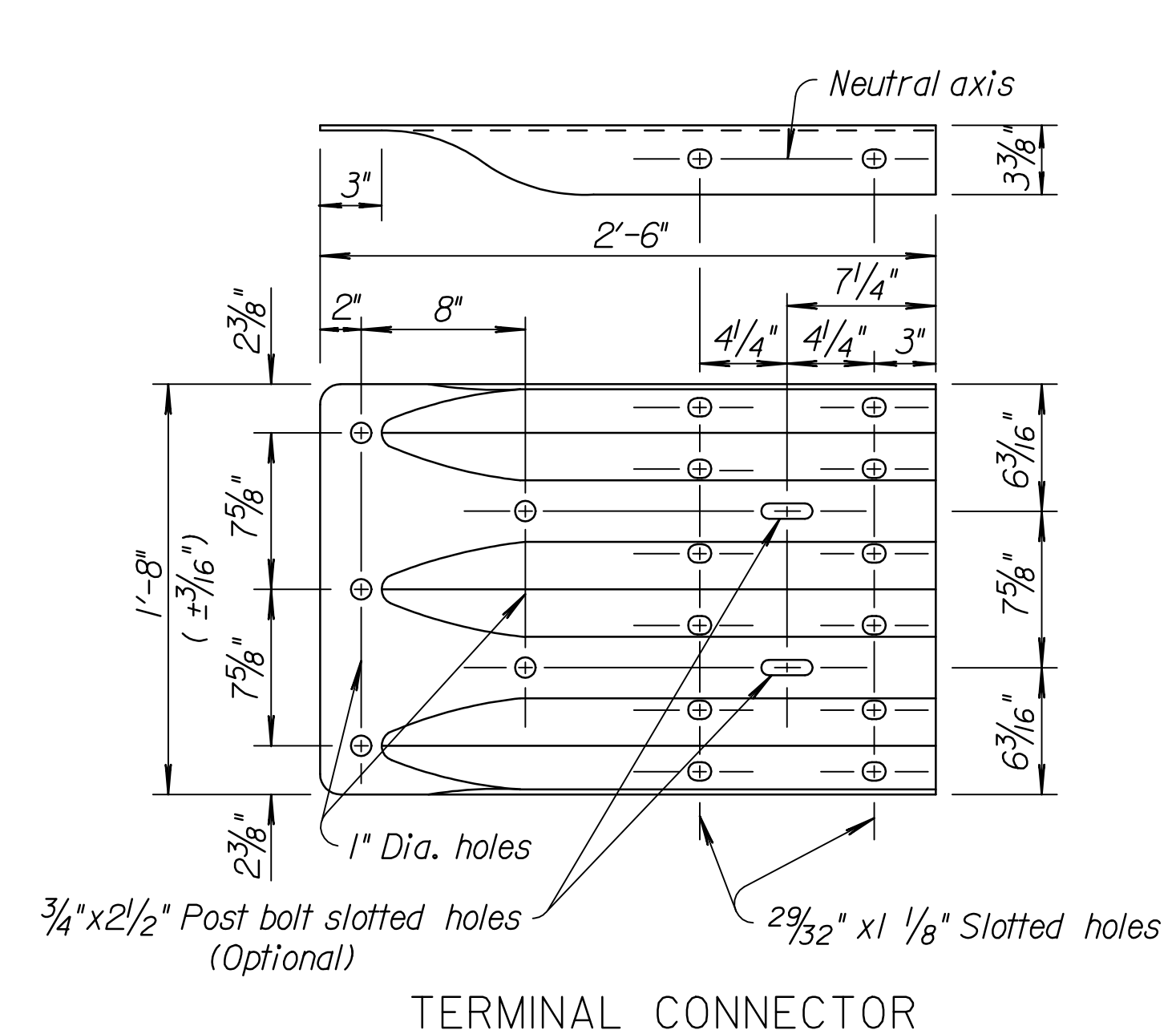
Impact and Back side: 12'-6" section of (nested 12 gauge or one 10 gauge) Thrie Beam Guardrail with End Shoes.

Pins to be installed on traffic side of Barrier.

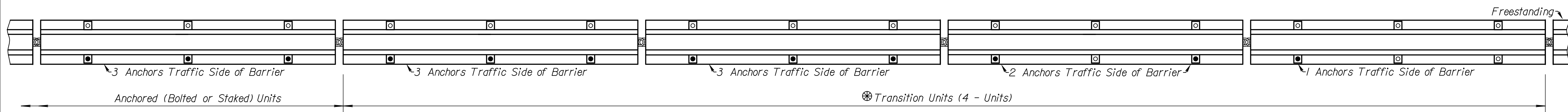
ELEVATION

★ GUARDRAIL CONNECTION
ANCHORED/RIGID BARRIER TO FREESTANDING BARRIER

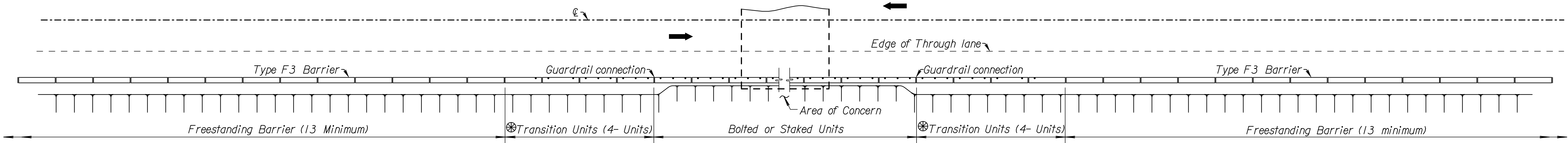
GENERAL NOTES:
The work and materials required for the installation & removal of the guardrail connection and barrier anchors as shown on this sheet shall be subsidiary to the "Concrete Safety Barrier" bid item.



THRU RAIL ELEMENT
TYPICAL THRIE BEAM



PLAN (Transition Units)



★ APPROACH TRANSITION FROM FREESTANDING TO ANCHORED (BOLTED OR STAKED) TYPE F-3 CONCRETE BARRIER

★ TYPICAL INSTALLATIONS

- 1) Type F3 barrier anchored to rigid pavement with bolted connection or bolted to a bridge deck.
-the transition between this anchored barrier and the freestanding needs the transition barriers plus guardrail as shown above.
- 2) Permanent F-shape barrier
-the transition between this permanent barrier and the freestanding Type F3 needs the transition barriers plus guardrail as shown above.
- 3) Type F3 barrier anchored with straps on rigid pavement or a bridge deck
-the transition between this anchored barrier and the freestanding needs NO transition barriers or NO guardrail.
- 4) Type F3 barrier pinned/staked to asphalt pavement
-the transition between this anchored barrier and the freestanding needs the transition barriers but NO guardrail.

Drawn By: \$\$\$USERNAME\$\$ Plotted: \$\$\$SYTIME\$\$\$\$\$\$
File: \$\$\$DGNPEC\$\$\$\$\$\$

3					
2					
1	1-30-07	Rem. temp. details from perm. barrier	S.W.K.	J.O.B.	
NO.	DATE	REVISIONS	BY	APP'D	

KANSAS DEPARTMENT OF TRANSPORTATION

TEMPORARY CONCRETE
SAFETY BARRIER TYPE F3
TRANSITION LAYOUTS

RD 622D

FHWA APPROVAL	01-19-07	APP'D. James O. Brewer	
DESIGNED	QUANTITIES	TRACED	Bowser
DESIGN CK.	DETAIL CK.	QUAN. CK.	TRACE CK. King

Sh. No. 217