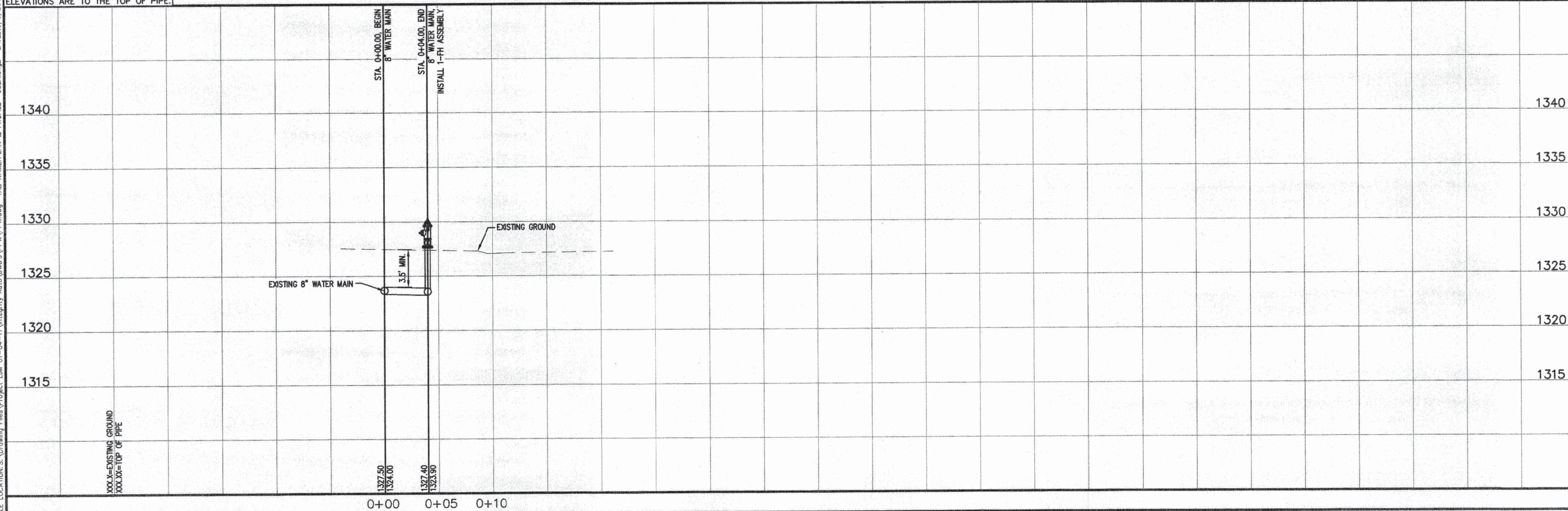


FILE LOCATION: S:\Drawing Files\Project_Lam_01-04-11\Integrity_Auto\DWG'S\PPW\PPW.dwg TAB NAME: PLAN & PROFILE USER: rmp22 SAVETIME: 5/2012 8:30 AM PLOTTED: 5/2012 8:29 AM

REV.	DESCRIPTION	DATE

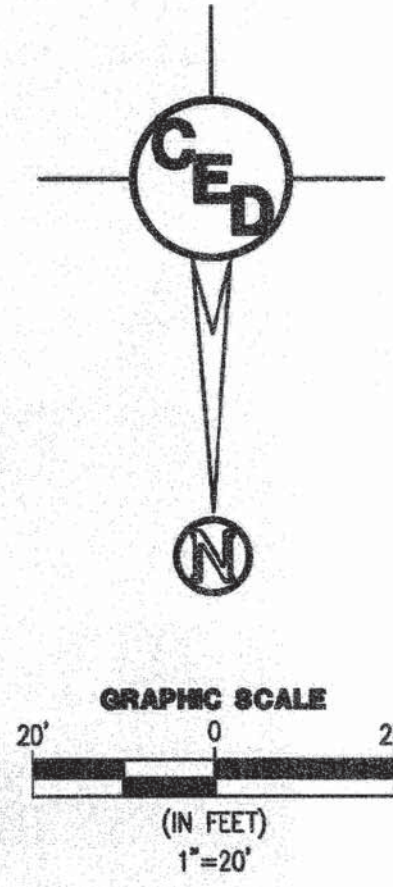
AS-BUILT PER PLAN
 CONTRACTOR: CK CONTRACTING
 SUPERINTENDENT: TERRY HENRY
 INSPECTOR: ANTHONY YOUNG

UNLESS OTHERWISE NOTED, PROPOSED ELEVATIONS ARE TO THE TOP OF PIPE.




STA. 0+00.00, BEGIN FIRE HYDRANT ASSEMBLY,
 1-FIRE HYDRANT ASSEMBLY, L=4'
 1-8"x6" TAPPING SLEEVE & 6" TAPPING VALVE
 CONTRACTOR SHALL PAY CITY OF WICHITA TAPPING FEES.
 CONTRACTOR SHALL VERIFY DEPTH OF EXISTING 8" WATER MAIN AND NOTIFY ENGINEER OF ANY DISCREPANCIES.
 FIRE HYDRANT BURY ELEV. = 1327.40
 BOTTOM OF FLANGE ELEV. = 1327.60
 TOP OF VALVE BOX ELEV. = 1327.50
 N 4943.6293
 E 5517.6029

UTILITIES SHOWN REPRESENT THE BEST INFORMATION AVAILABLE FOR DESIGN. ADDITIONAL UTILITIES MAY BE PRESENT ON THIS PROJECT. THE CONTRACTOR SHALL BE RESPONSIBLE FOR DETERMINING THE EXACT LOCATION, DEPTH AND SIZE OF ALL UNDERGROUND UTILITIES PRIOR TO CONSTRUCTION. THE CONTRACTOR SHALL BE LIABLE FOR ANY DAMAGE CAUSED BY THE FAILURE TO DO SO.



PROPOSED WATER IMPROVEMENTS
 TO SERVE INTEGRITY AUTO
 14404 E. KELLOGG DR.
 WICHITA, SEDGWICK COUNTY, KANSAS

CERTIFIED ENGINEERING DESIGN, P.A.
 CIVIL ENGINEERING
CED
 1935 WEST MAPLE
 WICHITA, KANSAS 67213
 PH.(316)262-8808 FAX.(316)262-1669



PROJECT NO.: 20112011
 ISSUE DATE: 05/04/2011
 CONTACT: H. FORAKER, L. MILLS
 CHECKED BY:

PLAN & PROFILE
3 OF 4