STATE	PROJECT NO.	YEAR	SHEET NO.	TOTAL SHEETS
KANSAS	87 N-0519-01	2012	87	212

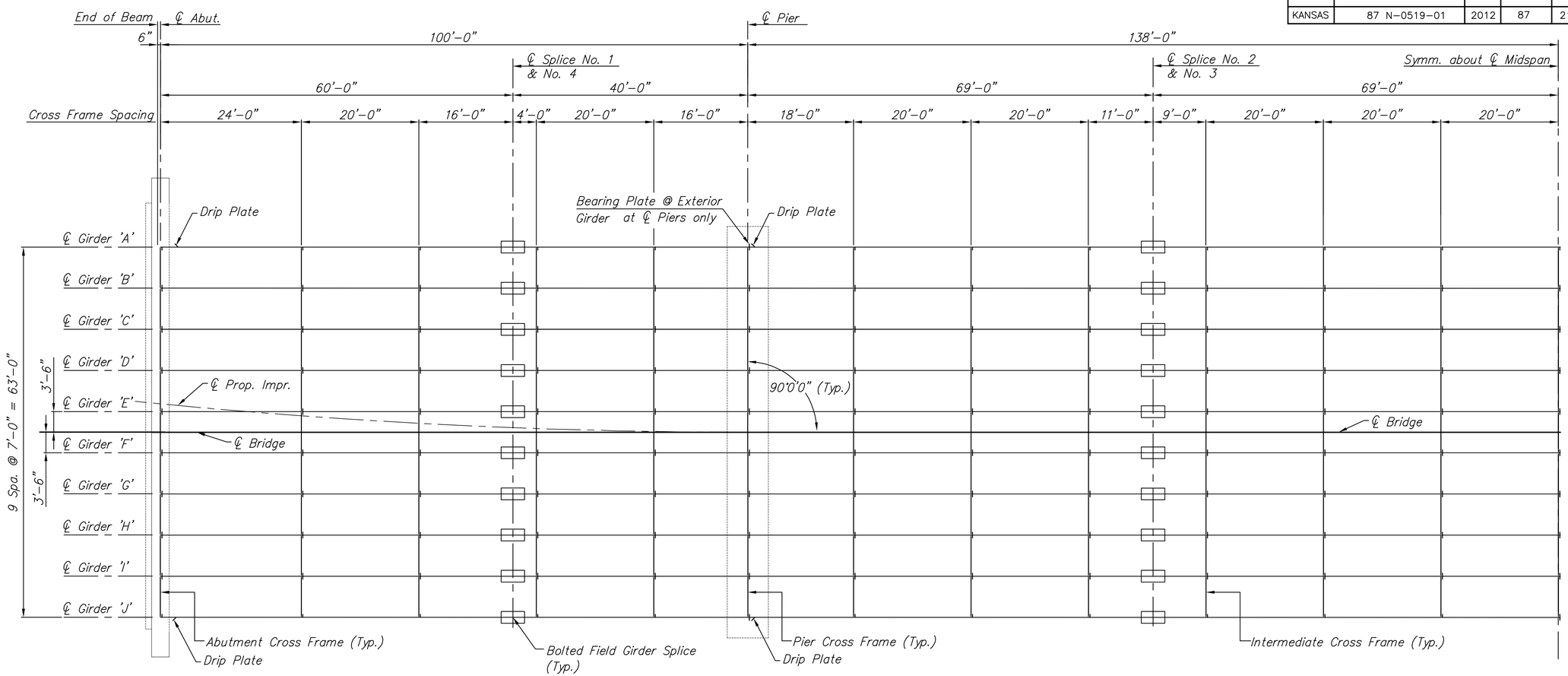

FRAMING PLAN

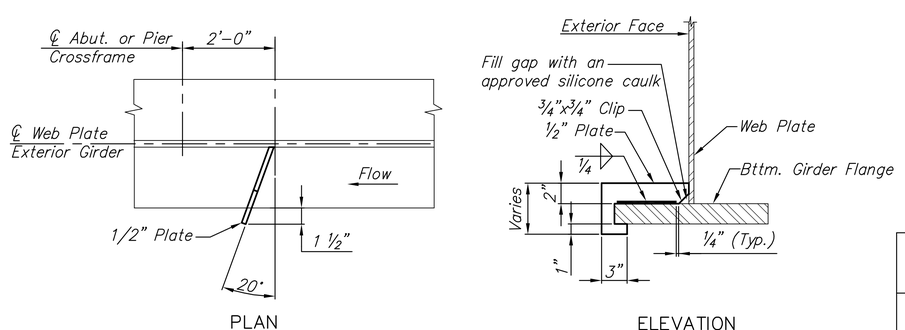

PLAN

ELEVATION

DRIP PLATE DETAIL

Drip plates are located on the exterior beams as shown on framing plan.

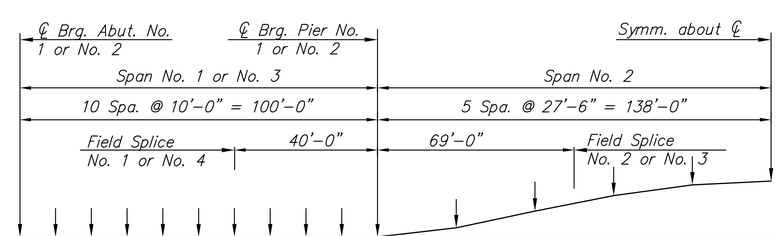

Dead Load (Steel)	0.00	-0.12	-0.24	-0.35	-0.44	-0.50	-0.52	-0.48	-0.39	-0.23	0.00	0.97	2.20	3.38	4.22	4.52
Dead Load (Concrete)	0.00	-0.20	-0.39	-0.57	-0.72	-0.82	-0.84	-0.79	-0.63	-0.37	0.00	1.59	3.60	5.52	6.88	7.37
Total Dead Load (Steel + Concrete)	0.00	-0.32	-0.63	-0.92	-1.16	-1.32	-1.36	-1.27	-1.02	-0.60	0.00	2.56	5.80	8.90	11.10	11.89

DEAD LOAD DEFLECTION (INCHES) DIAGRAM AT TENTH POINTS

MKEC ENGINEERING CONSULTANTS, INC.
411 N. WEBB ROAD
WICHITA, KS. 67206
316-684-9600

KEITH J. SWATTZ
LICENSED
7164
KANSAS
PROFESSIONAL ENGINEER

BROADWAY BRIDGE AT 34TH STREET SOUTH

BRIDGE FRAMING PLAN

SHEET TITLE

472-84830
PROJECT NUMBER

JAG
DESIGN BY

DPG
DRAWN BY

KJS
CHECKED BY

ISSUED
October 9, 2012
REVISED

SHEET NO.
87 of 212

PLOTTED: Thursday, October 11, 2012 @ 10:49AM

J:\Civil\09081\dwg\BRIDGE\09081 FRM