

**GENERAL NOTES**

**ABUTMENT STRIP DRAIN:** The Bridge Contractor shall excavate to the limits shown on the Bridge Excavation sheet, grade the bottom of the backfill area, place the strip drain, and place the perforated pipe, the outlet pipe, the CMP, and the backfill.

**BRIDGE BACKWALL PROTECTION SYSTEM:** Apply a Bridge Backwall Protection System to the approach side of the abutments and the wings in accordance with KDOT Specifications and the manufacturer's recommendations. Cover the abutments and wings to the limits shown on the details. Prior to backfilling, repair any damage done to the system at no charge to the state.

Place perforated pipe next to the strip drain. Use non-perforated pipe outside the limits of the strip drain. Enclose the perforated pipe with the extension of the filter fabric.

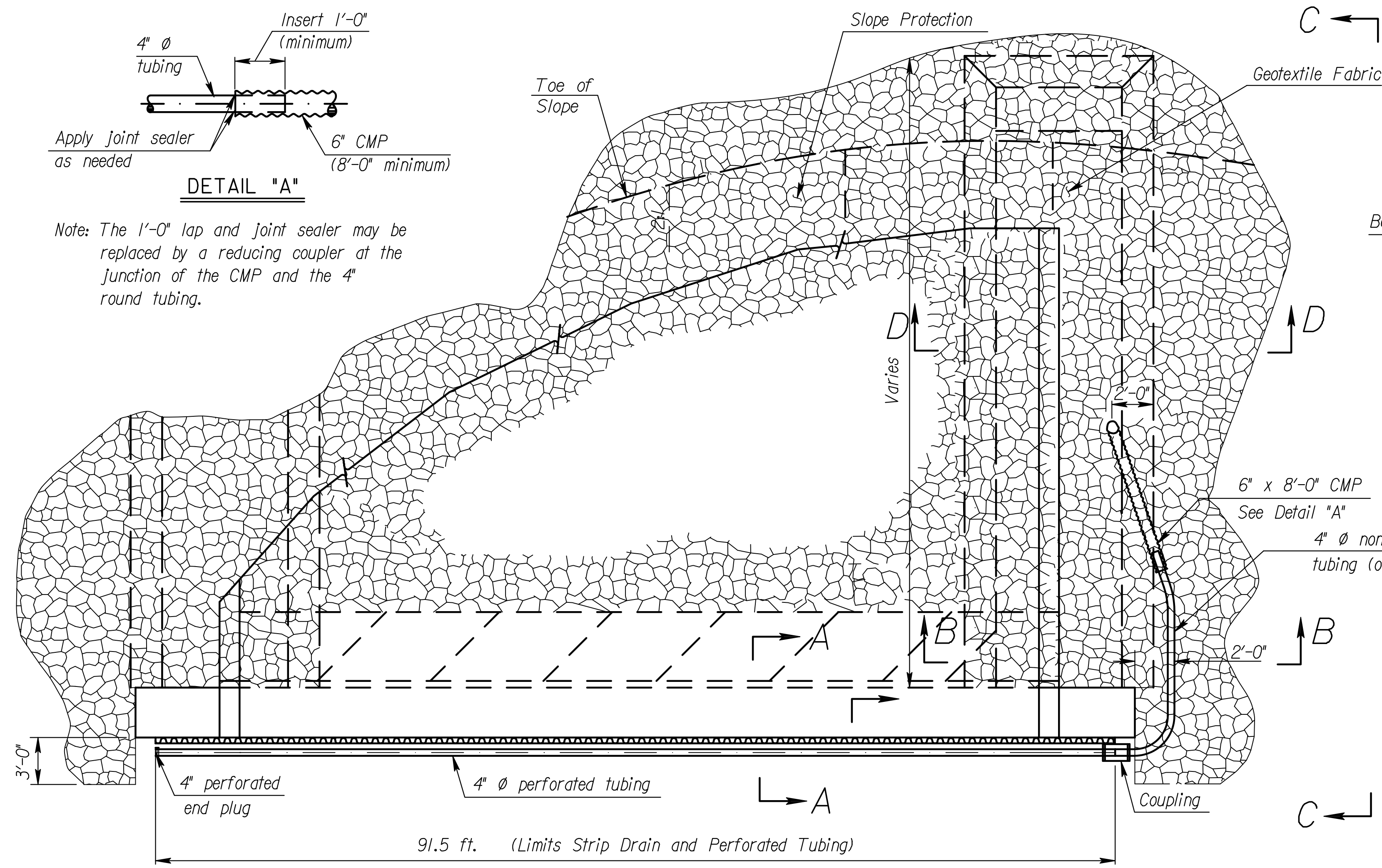
Compact the abutment backfill. See the KDOT Specifications.

Perforated pipe and non-perforated outlet pipe shall be corrugated polyethylene tubing conforming to the KDOT Specifications.

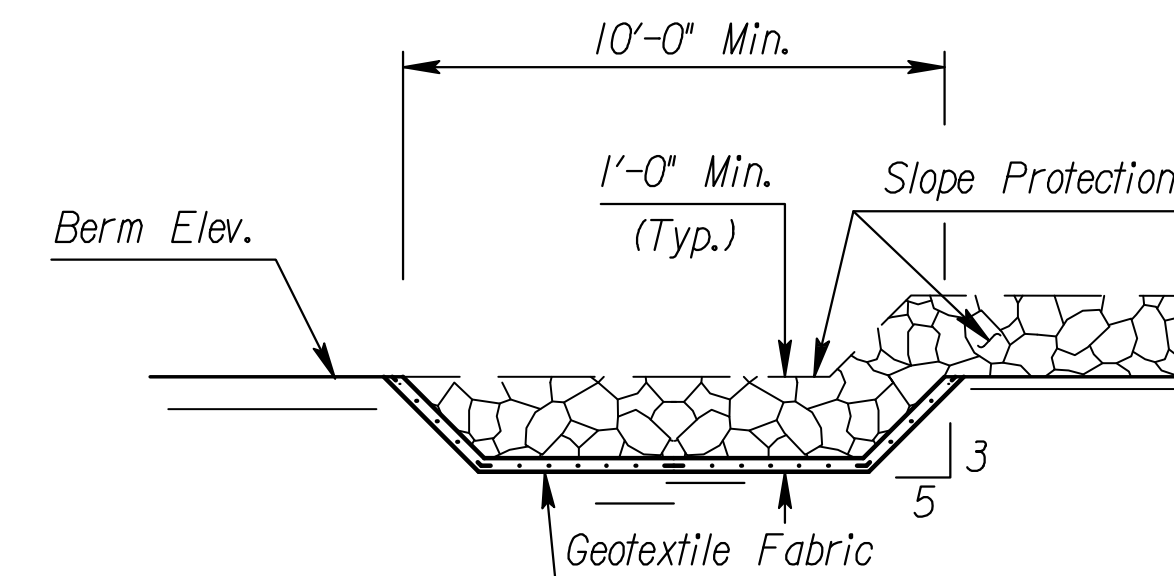
Fit the CMP end section with 1/4" galvanized mesh screen to prevent the entrance of rodents. Seal the joint between the outlet pipe and the end section with a joint sealer. Place coarse aggregate at the outlet end as shown.

Grade the bottom surface of the excavated area to drain. Backfill this area with a cohesive type soil. The soil should be a silty clay or clay under the Kansas Classification System with a minimum plasticity index of 13. Compact the material to Type B standards.

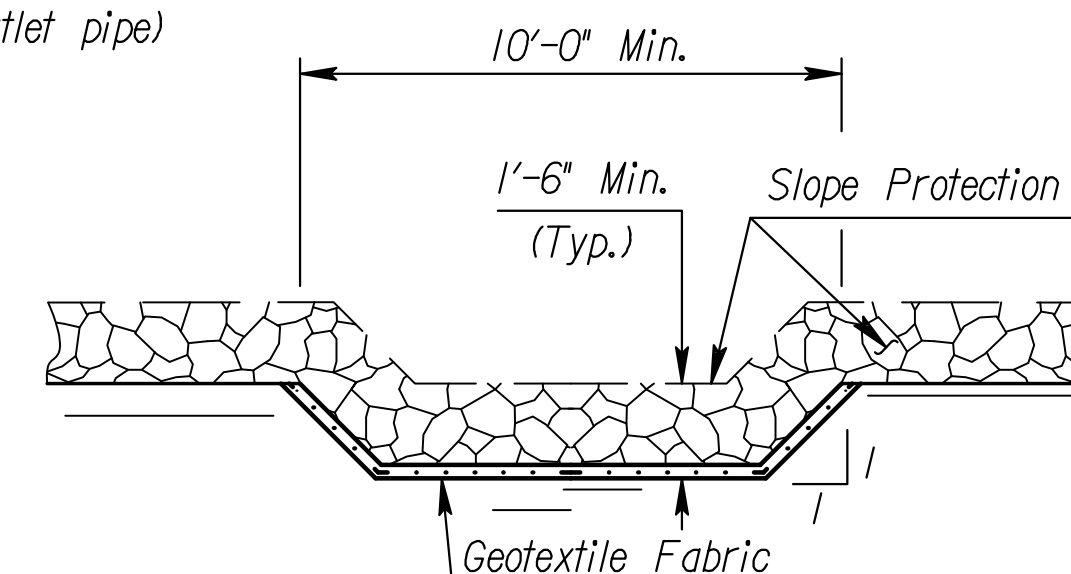
Place the outlet pipe on the downstream side of structures over streams and as shown or noted on other crossings (See the "Construction Layout" sheet).



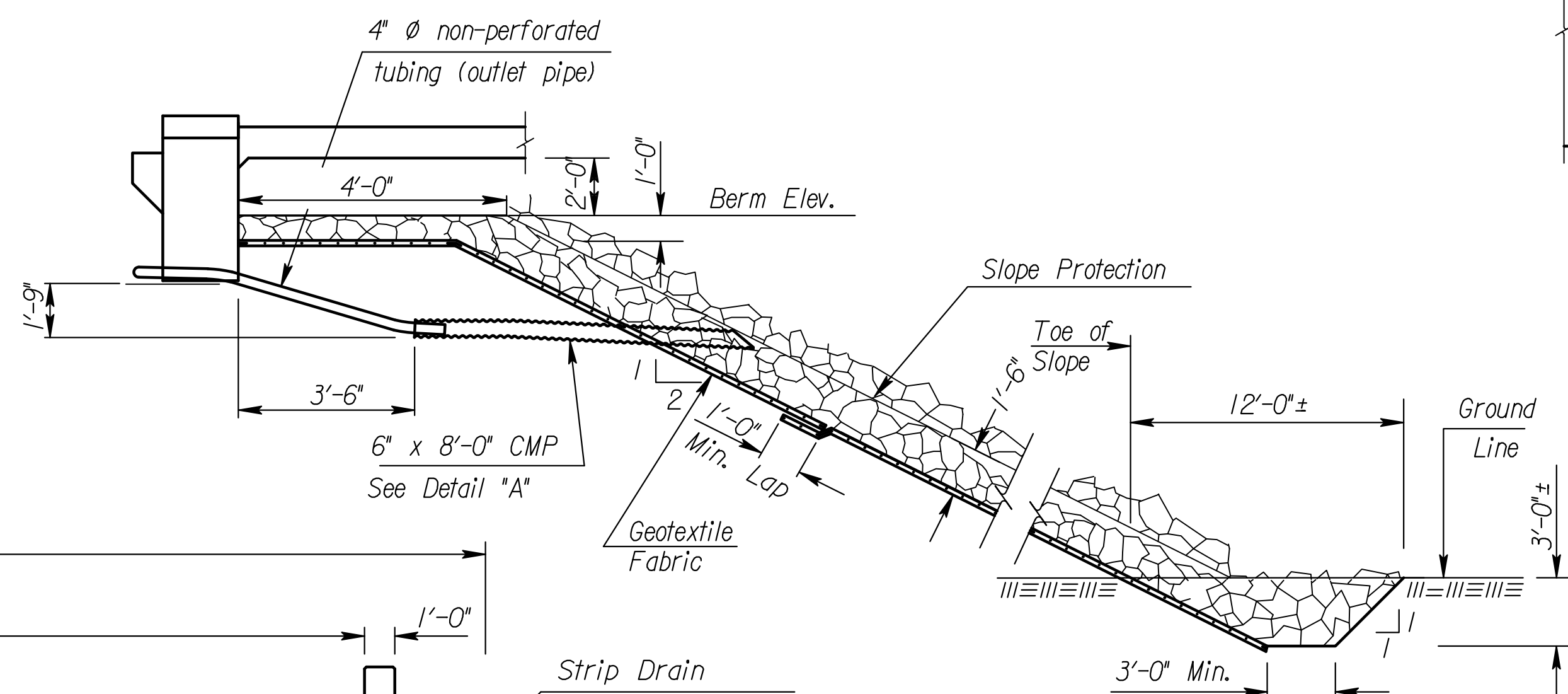
**PLAN**



**SECTION B-B**



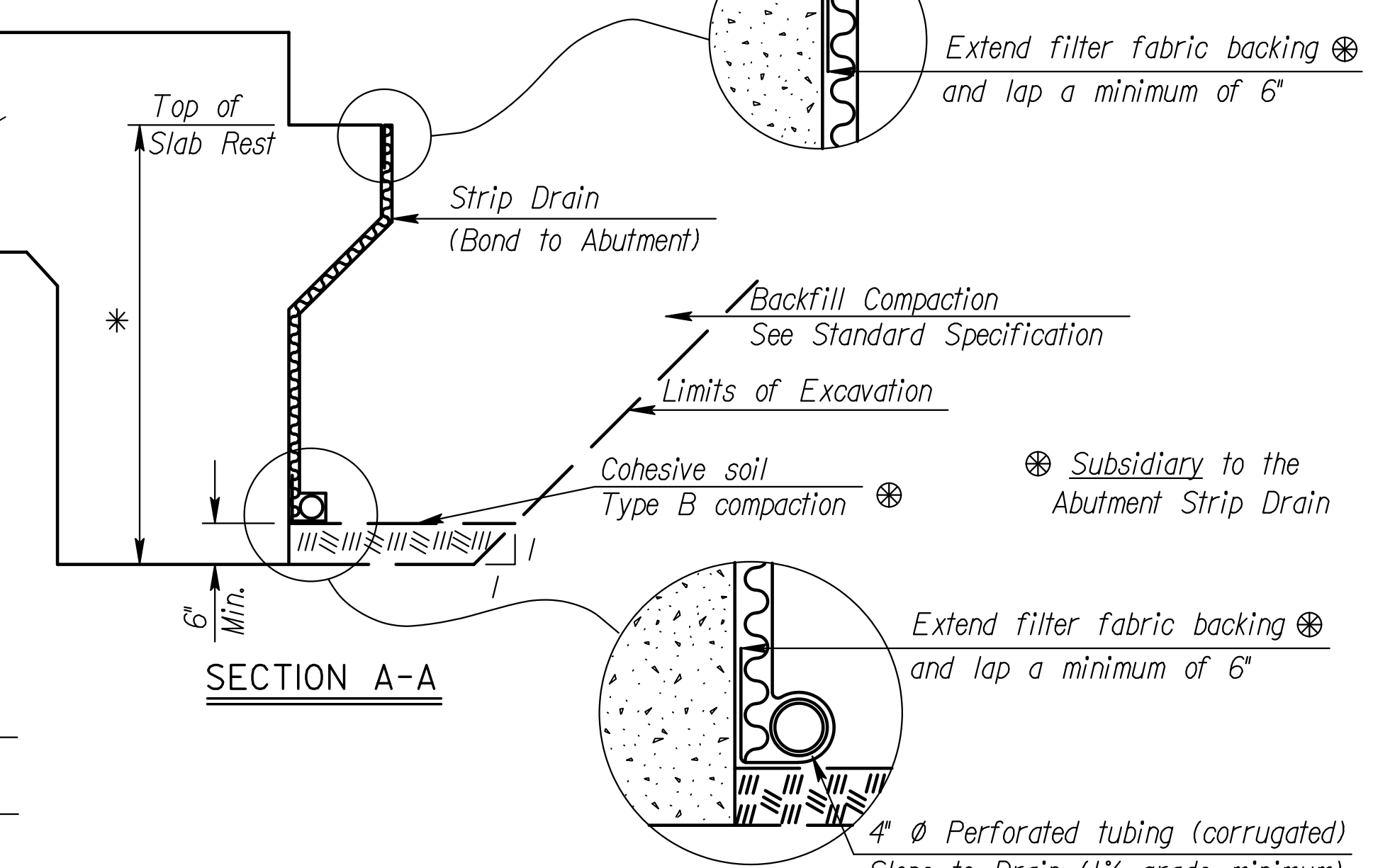
**SECTION D-D**



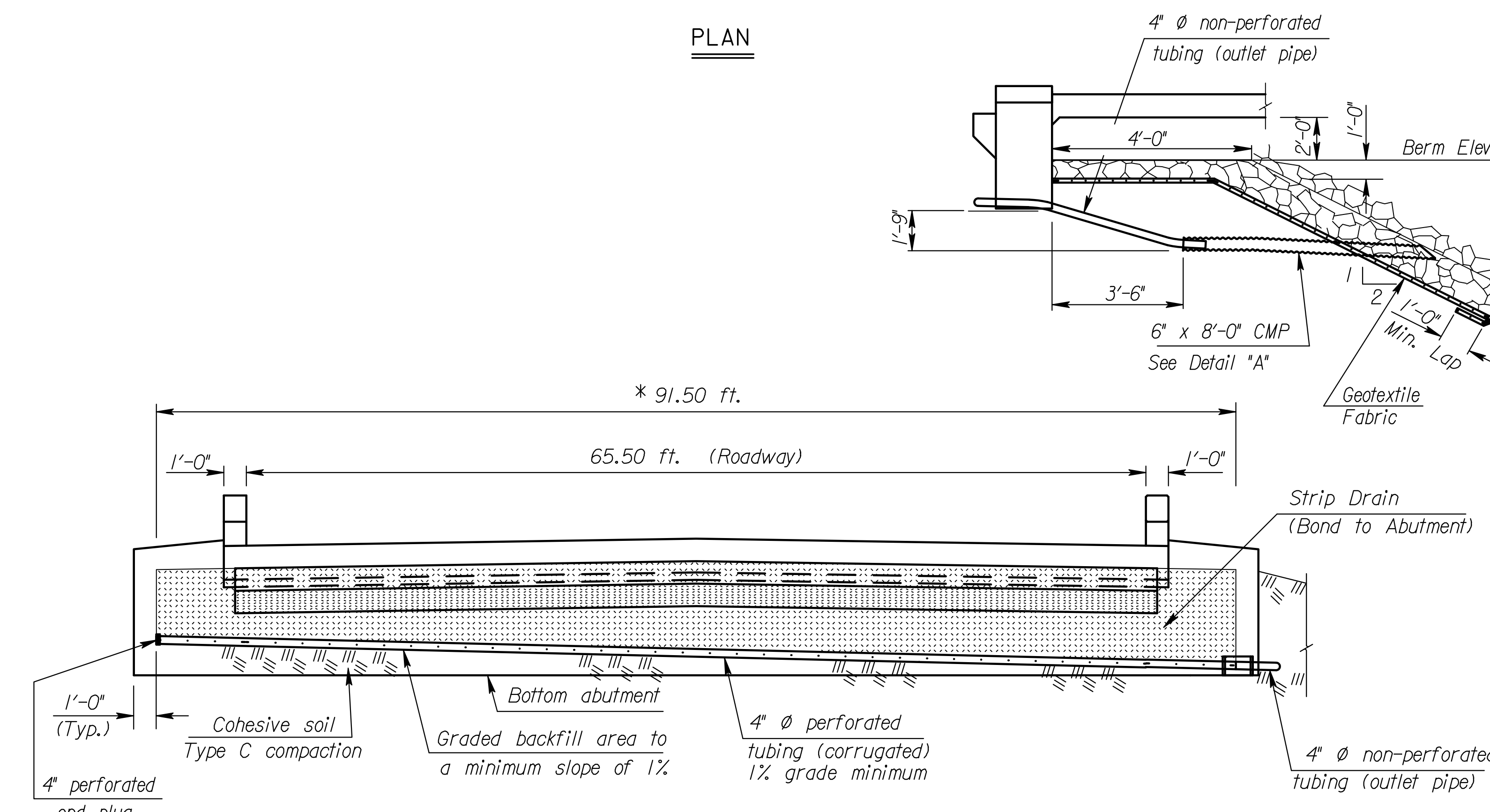
**SECTION C-C**

Note: The toe shall extend the entire width of the Slope Protection.

\* Limits of Bridge Backwall Protection System (by Bridge Contractor)



**SECTION A-A**



**ELEVATION**

| SUMMARY OF QUANTITIES (2 Abutments)  |                |  |  |
|--------------------------------------|----------------|--|--|
| Abutment Strip Drain                 | 64.4 Sq. Yds.  |  |  |
| Bridge Backwall Protection System    | 84.0 Sq. Yds.  |  |  |
| Items Subsidiary to Strip Drain      |                |  |  |
| 4" Perforated Pipe                   | 91.50 Lin. Ft. |  |  |
| 4" Outlet Pipe                       | 20 Lin. Ft.    |  |  |
| 6" CMP                               | 16 Lin. Ft.    |  |  |
| Items Subsidiary to Slope Protection |                |  |  |
| Geotextile Fabric                    | 133.5 Sq. Yds. |  |  |

| NO. | DATE    | REVISIONS                         | BY  | APP'D |
|-----|---------|-----------------------------------|-----|-------|
| 3   | 8/3/10  | Geotextile in Drip-line Only      | JPJ | TLF   |
| 2   | 7/14/08 | Change Type 'C' Compaction to 'B' | JPJ | KFH   |
| 1   | 4-01-04 | Current release                   |     |       |

KANSAS DEPARTMENT OF TRANSPORTATION

**ABUTMENT STRIP DRAIN**

| SHEET NO.  | OF | SCALE      | APP'D |
|------------|----|------------|-------|
| DESIGNED   |    | DETAILED   | LRR   |
| DESIGN CK. |    | DETAIL CK. |       |