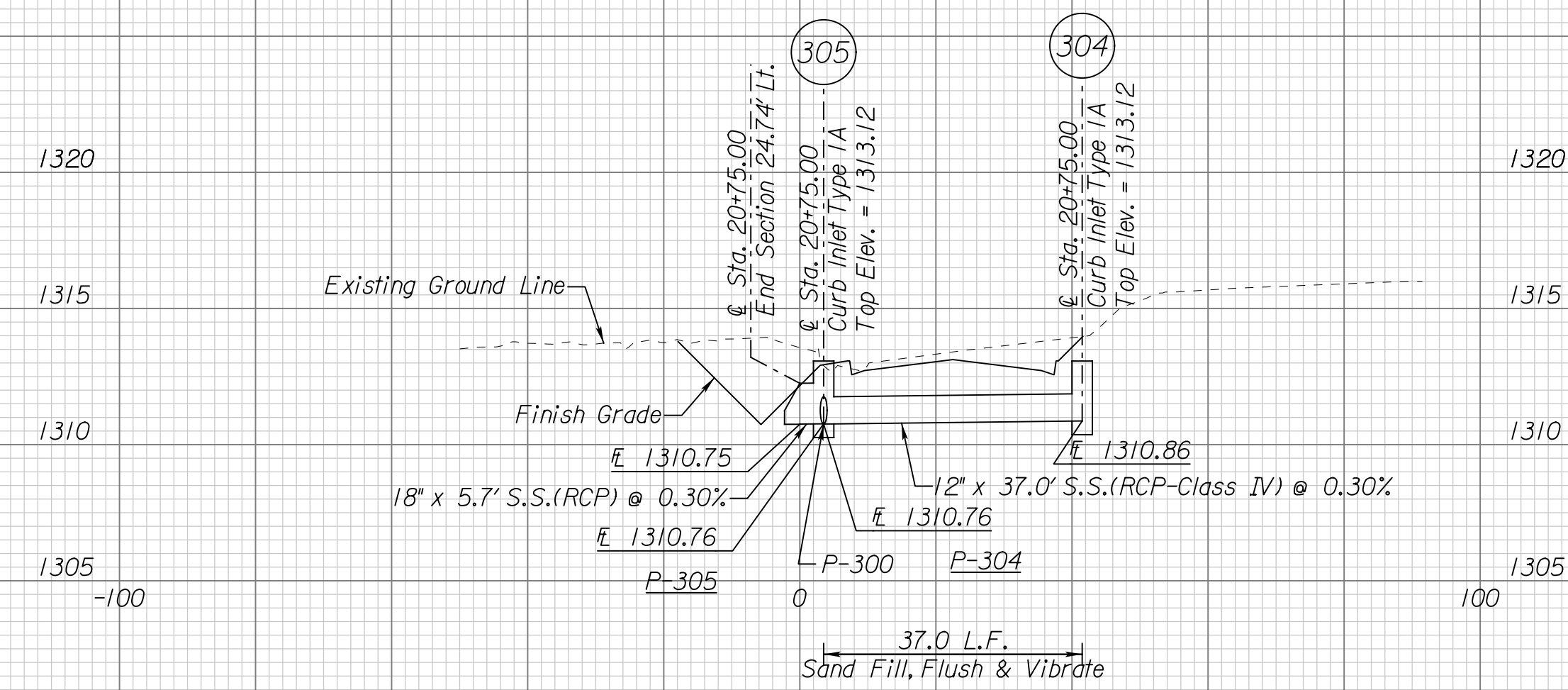
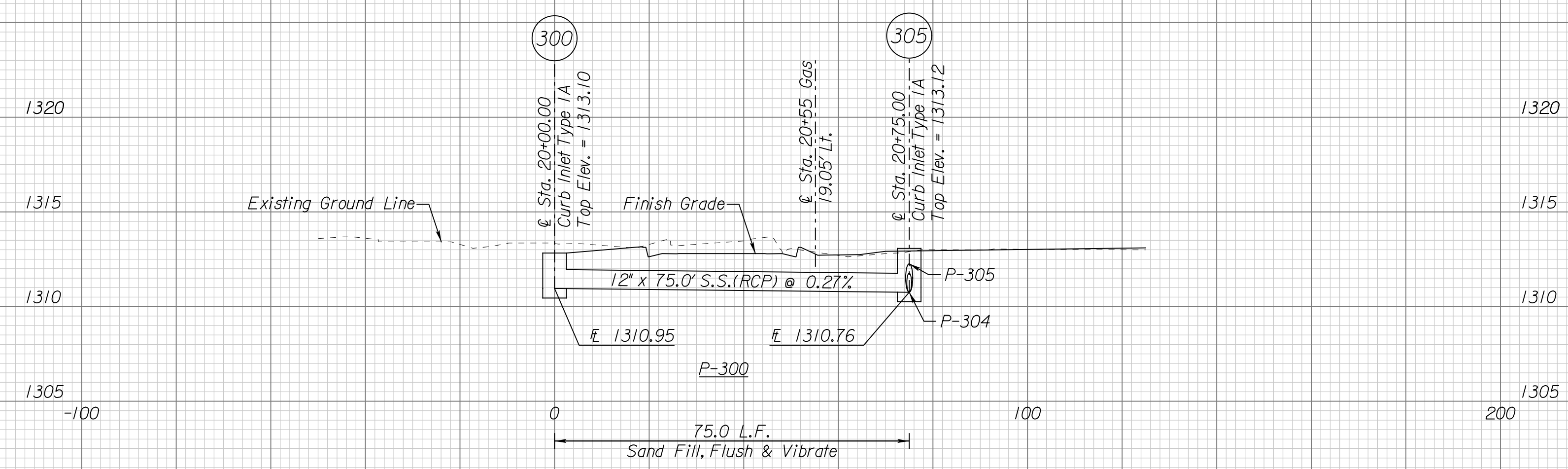


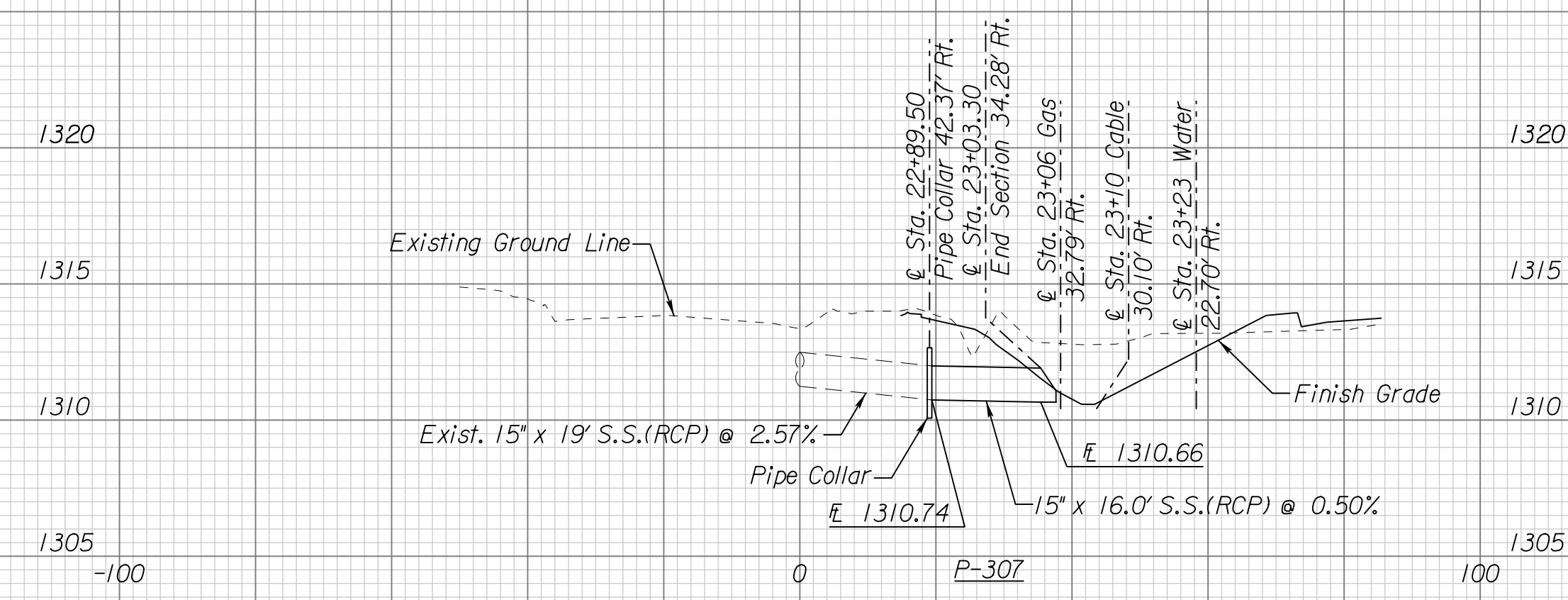
PROJECT NO.	YEAR	SHEET NO.	TOTAL SHEETS
472-84817 PHASE II	2011	24	93



Note:  
Existing utilities and their location, as shown on the plans, represent the best information obtainable for design. The Contractor will be required to coordinate construction activities with these utility owners.



P-300  
P-304  
P-305  
P-307



Plotted on: Monday, October 24, 2011 09:32 AM  
 Plot Queue: \\ovp\00\PL\TBWLP  
 mbechtel  
 Plot Scale: 20.000000:0.000000 Pen Table: \\ovp\00\Jobs\4809\Common\Highway\Library\lob\pen\CC-22x36.pen  
 Design Filename: \\ovp\00\Jobs\4809\Hoover\CD\Drainage\Pipe\Nvr\_d\pe\_prof.dgn



**HOOVER ROAD PIPE PROFILES**

CITY ENGINEER  
**JAMES L. ARMOUR, P.E., L.S.**

PROJECT NUMBER	OCA NUMBER	DATE
472-84817 PHASE II	770005	11/2011

CITY ENGINEER'S OFFICE  
 CITY HALL - SEVENTH FLOOR  
 455 NORTH MAIN STREET  
 WICHITA, KANSAS 67202-1620  
 (316) 268-4501

DESIGN	DRAWN

SHEET  
**24 of 93**