

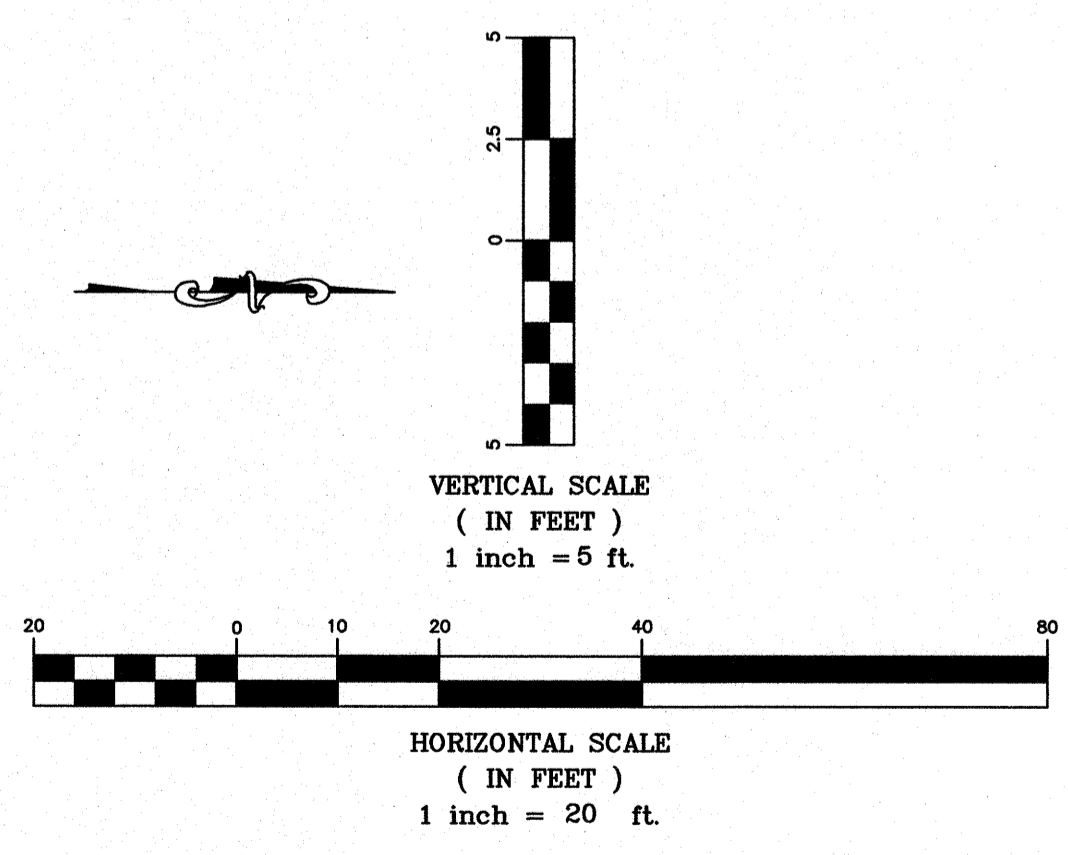

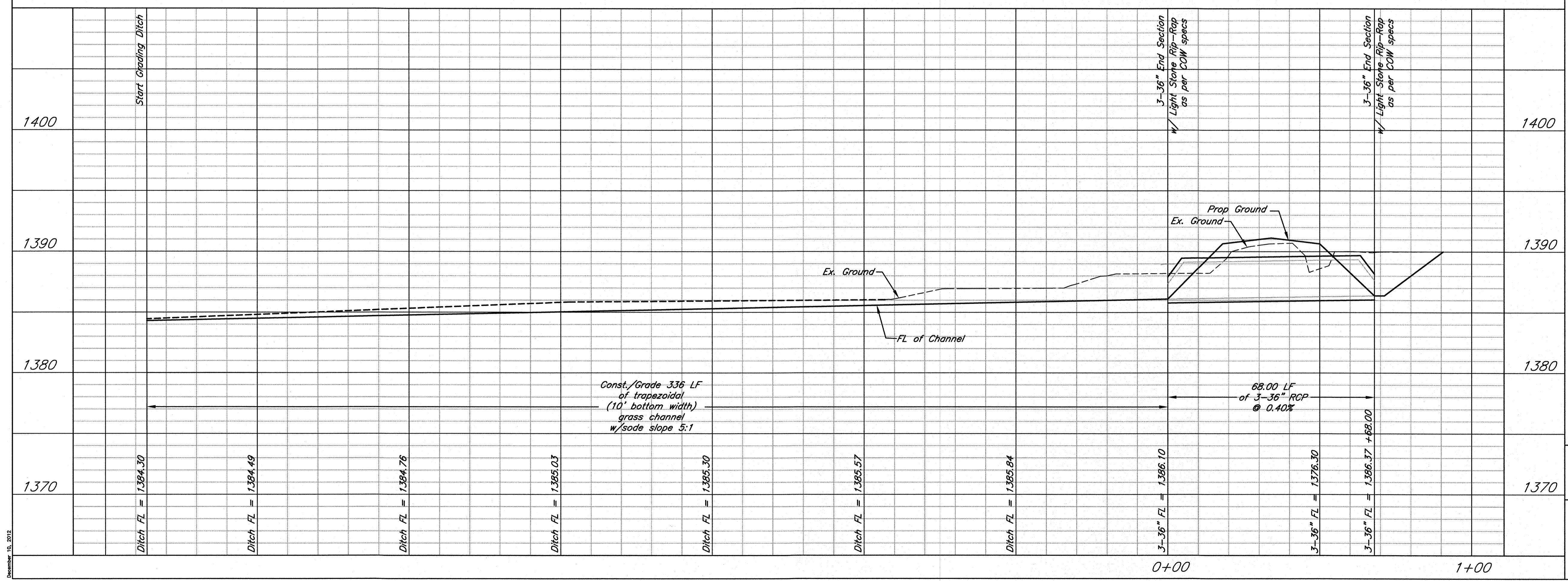
SWS Sta. 00+68.00 Line 1
 @ Sta 09+39.00, 34.00 Rt
 3-36" RCP End Section
 Install Approx. 26.7 SY of Light
 Stone Rip-Rap per COW
 Specification
 Const. 7.6 SY of 4" Conc.
 Apron Around and Between End
 Sections
 36" FL = 1386.37
 N= 4963.32 E= 6897.52

SWS Sta. 00+00.00 Line 1
 @ Sta 09+39.00, 34.00 Rt
 Install 3-36" RCP End Sections
 Install Approx. 26.7 SY of Light
 Stone Rip-Rap per COW
 Specification
 Const. 7.6 SY of 4" Conc. Apron
 Around and Between End Sections
 36" FL = 1386.10
 N= 4895.33 E= 6898.38

Remove Ex. 12" CMP
 and Install 68.00 LF
 of 3-36" RCP
 @ 0.40%

Ex. PP
 Rural Residential (RR)
 Owner: Bardabill, Inc.

Line 1



29th Street North
 SWS Line 1
 Wichita, Kansas



PROJECT NUMBER 472-84983			
KEM NO. 12078	FILE	DATE 10/2012	SHEET 5.0
DESIGN GP	DRAWN GP	REVISED	

516 S. Market, Wichita, KS 67202 (316)264-0242