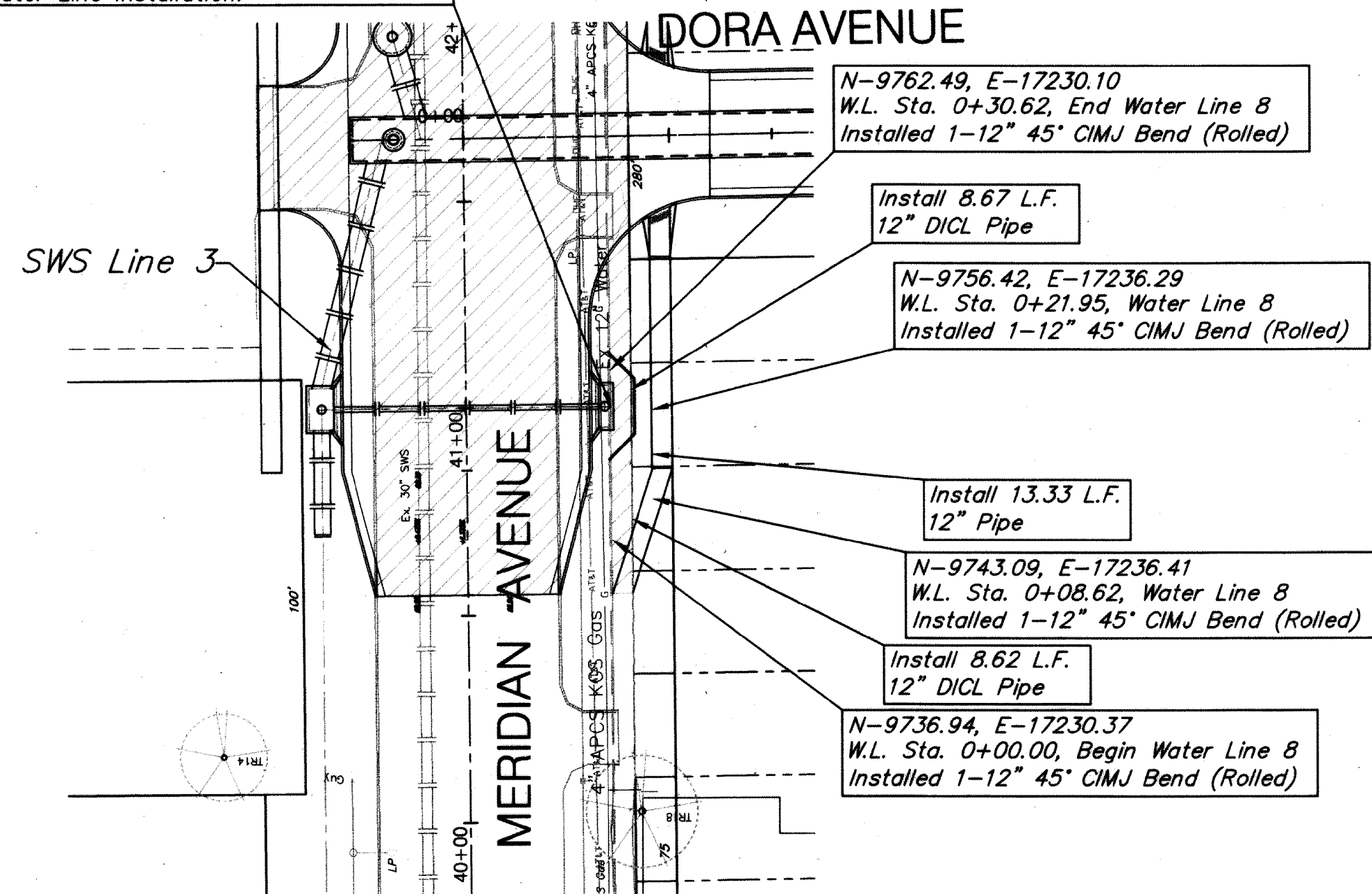



BENCHMARK:
 BM #2 - Chiseled "□" on the West Side of the Wheel Chair Ramp at the southeast corner of Meridian & Orient
 Elev. = 1293.19 (NAVD 88)

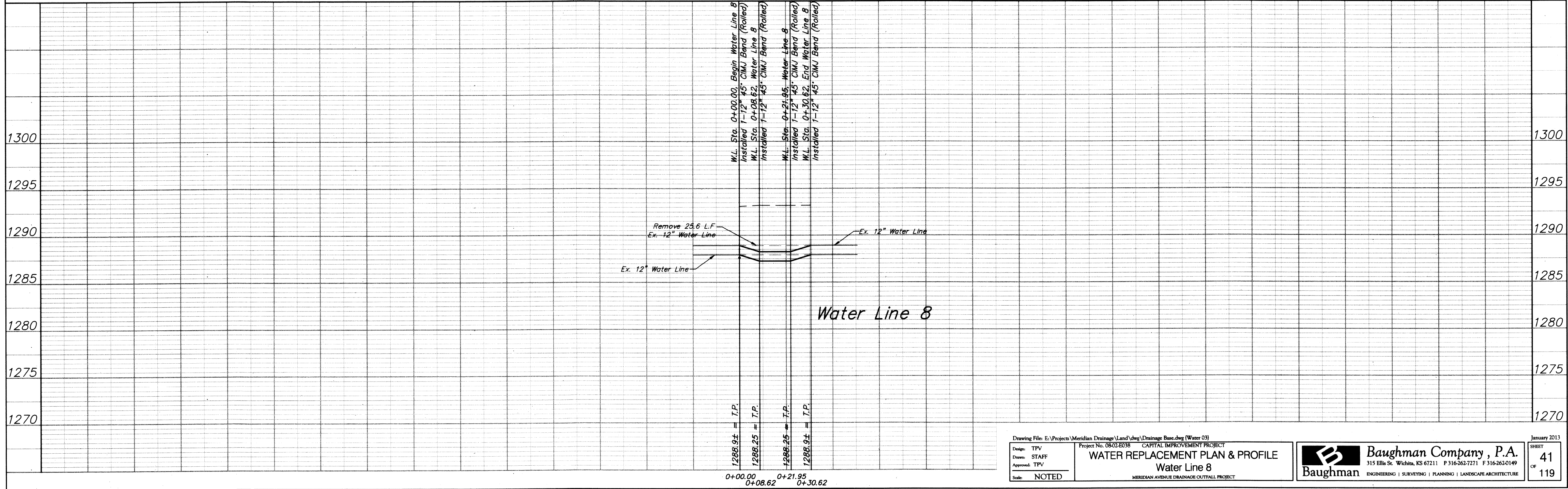
Saw & Remove 25.6 L.F. Ex 12" Pipe as Necessary. Cost to be SUBSIDIARY Water Line Installation.



SCALE:
 HORIZONTAL: 1" = 20'
 VERTICAL: 1" = 5'



Water Line 8



Drawing File: E:\Projects\Meridian Drainage\Land\dwg\Drainage Base.dwg (Water 03)

Design: TFP
 Drawn: STAFF
 Approved: TFP
 Scale: NOTED

Project No. 08-02-E038 CAPITAL IMPROVEMENT PROJECT
WATER REPLACEMENT PLAN & PROFILE
 Water Line 8
 MERIDIAN AVENUE DRAINAGE OUTFALL PROJECT

Baughman Company, P.A.
 315 Ellis St. Wichita, KS 67211 P 316-262-7271 F 316-262-0149
 ENGINEERING | SURVEYING | PLANNING | LANDSCAPE ARCHITECTURE

January 2013
 SHEET
 41
 OF
 119