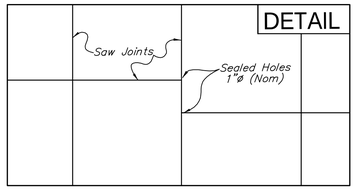

NOTE
At all locations where joints are not congruent through pavement sections, Contractor shall drill full pavement depth & seal.

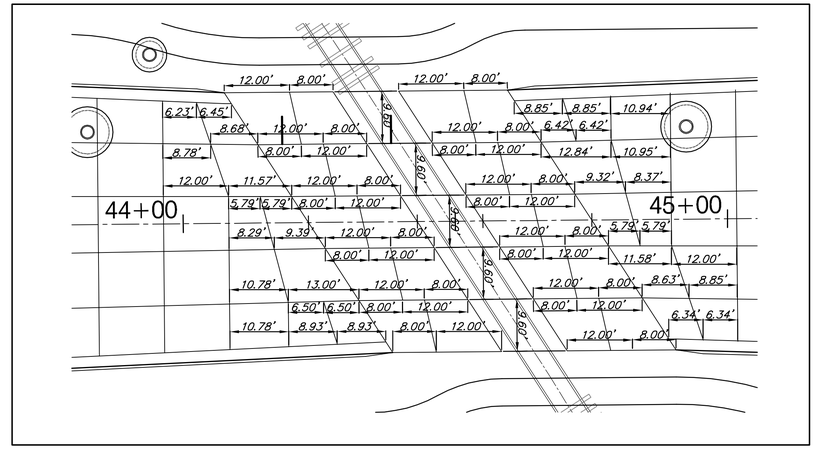

SCALE: 1" = 20'
0 10 20

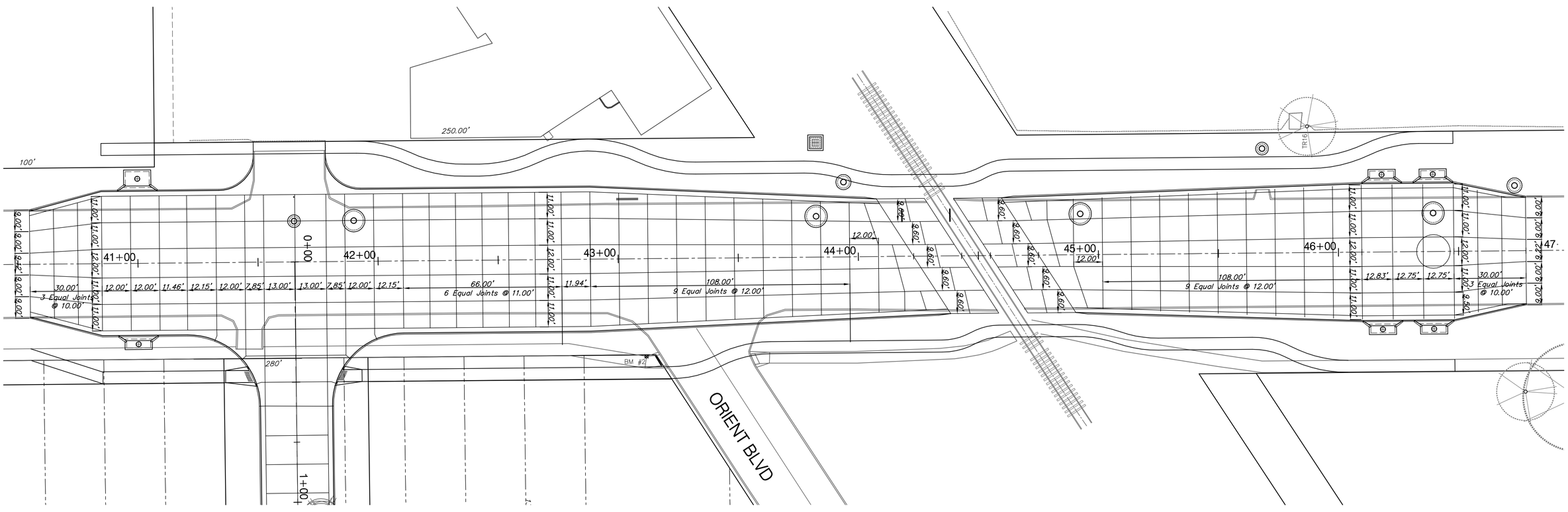

Drawing File: E:\Projects\Meridian Drainage\Land\dwg\Drainage Base.dwg {Joint 01}

Design: TPV Drawn: STAFF Approved: TPV Scale: NOTED	Project No. 08-02-E038 CAPITAL IMPROVEMENT PROJECT MERIDIAN AVENUE PAVING JOINT PLAN MERIDIAN AVENUE DRAINAGE OUTFALL PROJECT	Baughman Company , P.A. 315 Ellis St. Wichita, KS 67211 P 316-262-7271 F 316-262-0149 Baughman ENGINEERING | SURVEYING | PLANNING | LANDSCAPE ARCHITECTURE

January 2013

SHEET 63 OF 119