

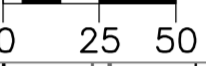


 AREAS TO BE SODDED
 AREAS TO BE SEEDED

SCALE: 1" = 50'


SCALE: 1" = 50'


	AREAS TO BE SODDED Total Area = 13,750 S.Y.
	AREAS TO BE SEEDED Total Area = 10,750 S.Y.

The Quantities on This Sheet are FOR INFORMATION ONLY. All cost associated with the Sodding activities shall not be paid for directly, but shall be SUBSIDIARY to the Lump Sum Bid Item for each.

The Sodding Quantities shown in this table are for the hatched areas only. The Contractor Shall be responsible for sodding all areas disturbed by construction activities. All costs associated with any additional sodded areas that are not hatched on this plan shall be SUBSIDIARY to the Lump Sum Bid Item for the specific type of Sod.

The Quantities on This Sheet are FOR INFORMATION ONLY. All cost associated with the Sodding activities shall not be paid for directly, but shall be SUBSIDIARY to the Lump Sum Bid Item for each.

Drawing File: E:\Projects\Meridian Drainage\Erosion\ECP-Meridian Drainage.dwg (Seeding 02)
 Design: TPV
 Drawn: STAFF
 Approved: TPV
 Scale: NOTED

Project No: 08-02-E038 CAPITAL IMPROVEMENT PROJECT
SEEDING & SODDING PLAN
 MERIDIAN DRAINAGE OUTFALL PROJECT

 **Baughman Company, P.A.**
 315 Ellis St., Wichita, KS 67211 P 316-262-7271 F 316-262-0149
 ENGINEERING | SURVEYING | PLANNING | LANDSCAPE ARCHITECTURE

January 2013
 SHEET
113
 OF
119