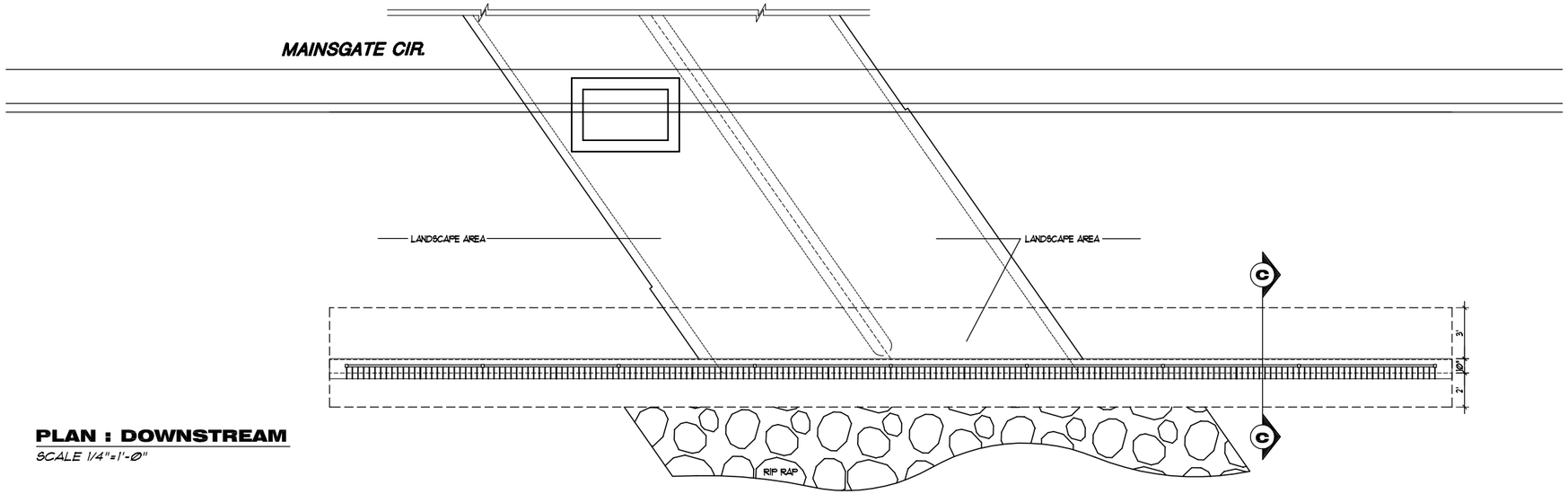

PLAN : DOWNSTREAM

SCALE 1/4"=1'-0"

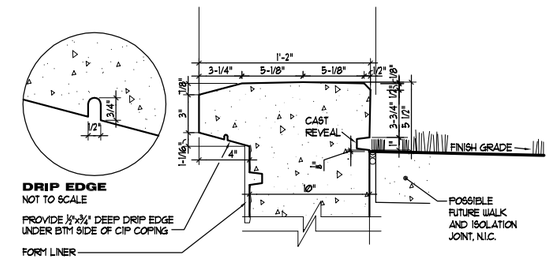

DRIP EDGE
NOT TO SCALE

PROVIDE 1/2"x3/4" DEEP DRIP EDGE UNDER BTM SIDE OF CIP COPING

CAST-IN-PLACE HEADWALL COPING

SCALE 1"=1'-0"

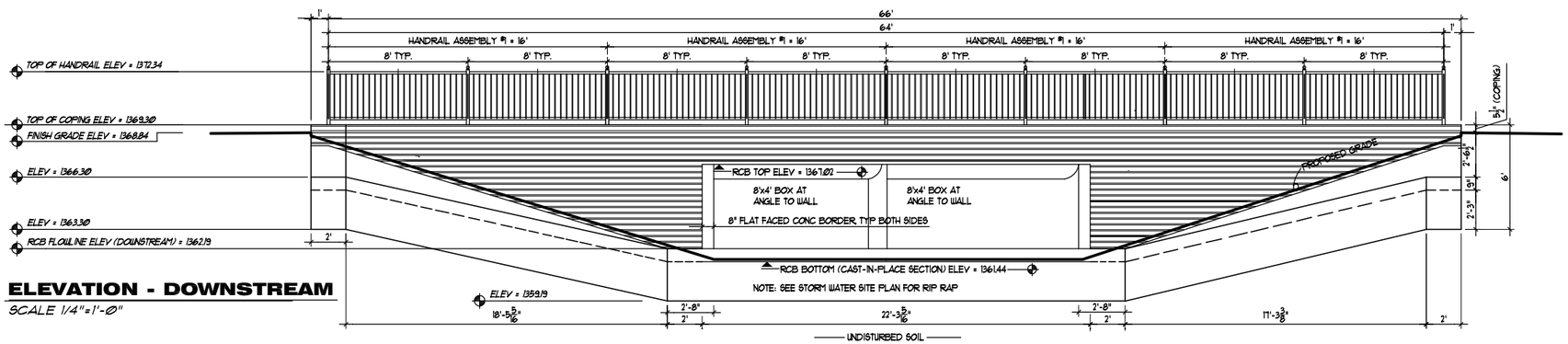

ELEVATION - DOWNSTREAM

SCALE 1/4"=1'-0"

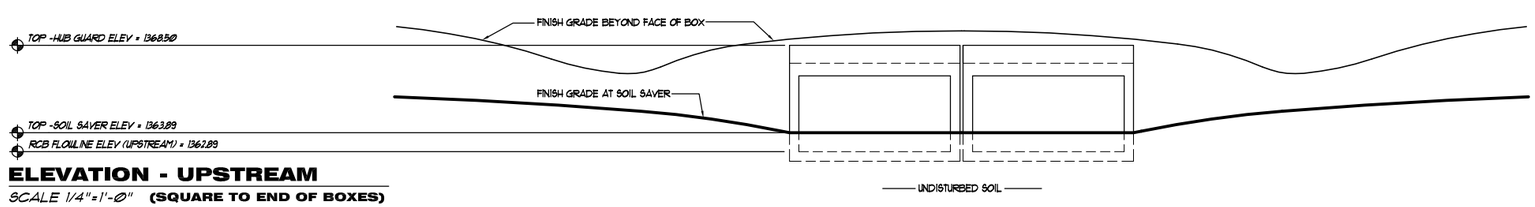

ELEVATION - UPSTREAM

SCALE 1/4"=1'-0" **(SQUARE TO END OF BOXES)**

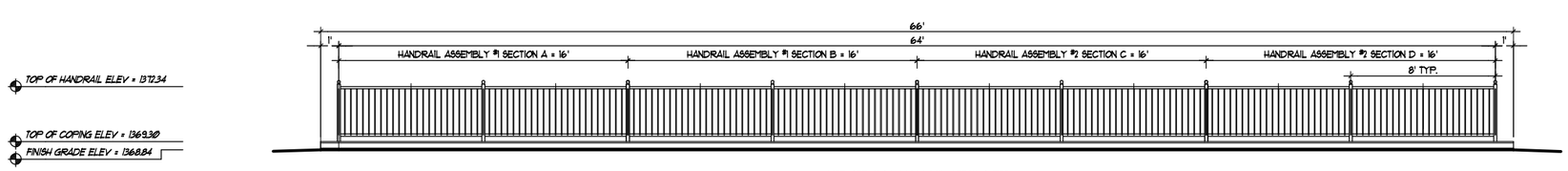

NOTE: SEE ALSO GUARDRAIL DETAIL SHEET

ELEVATION - ROADSIDE (DOWNSTREAM)

SCALE 1/4"=1'-0"

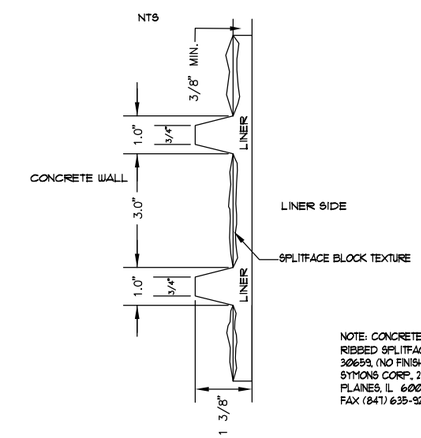

NOTE: CONCRETE FORM LINER TO BE RIBBED SPLITFACE BLOCK #P/C 30659, (NO FINISH), AVAILABLE FROM SYMONS CORP., 200 E. TOUHY AVE, DES PLAINES, IL 60018, PH (847) 298-3200, FAX (847) 635-9287

CONCRETE FORM LINER

NTS

MKEC ENGINEERING CONSULTANTS
411 N. WEBB ROAD
WICHITA, KS. 67206
316 - 684 - 9600

HAWTHORNE ADDITION PROJECT NAME		
LAKE #2 - RCB HEADWALL PLAN & ELEVATION SHEET TITLE		
MKEC DESIGN BY:	RJD DRAWN BY:	MKEC CHECKED BY:
JANUARY, 2003 DATE	02167 JOB NO.	7 / 15 SHEET/OF

H:\CIVIL\02167\DWG\SWS\PECKHAM (B)\RCB\02167-HDWALL.DWG