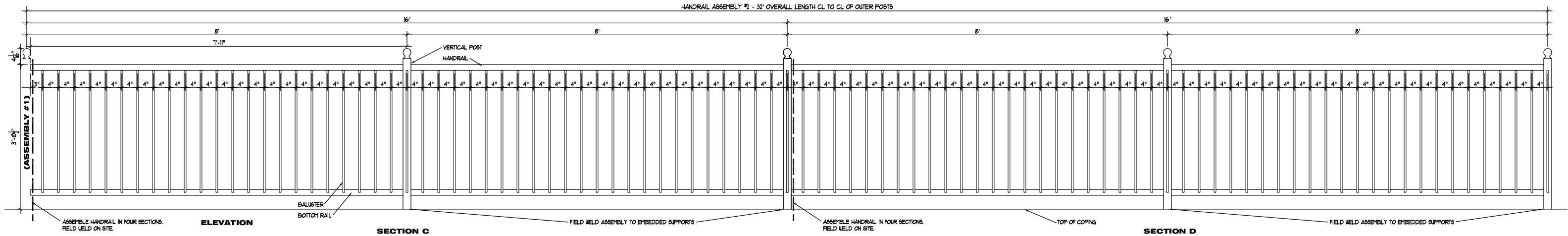
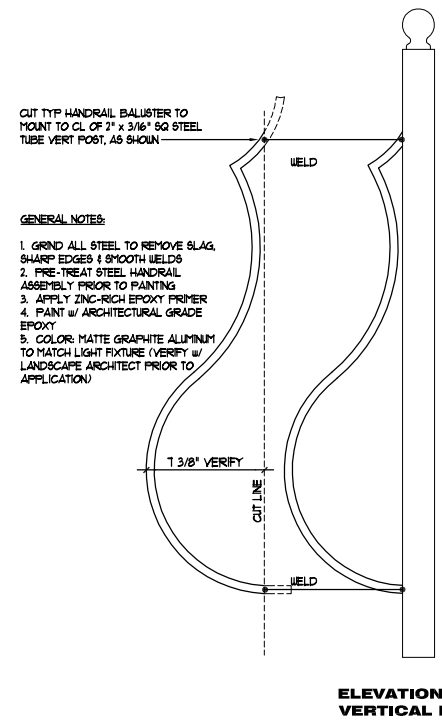
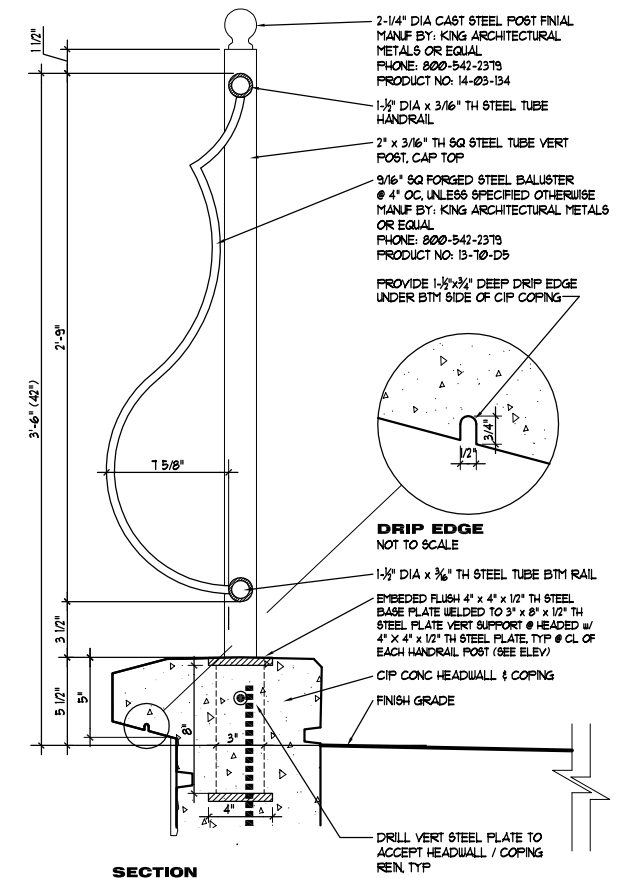


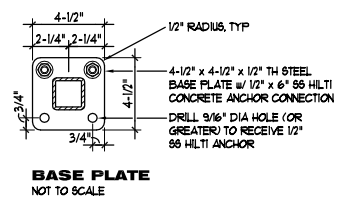
HANDRAIL ASSEMBLY #1
SCALE 1"=1'-0"



HANDRAIL ASSEMBLY #2
SCALE 1"=1'-0"



- GENERAL NOTES:**
1. GRIND ALL STEEL TO REMOVE SLAG, SHARP EDGES & SMOOTH WELDS
 2. PRE-TREAT STEEL HANDRAIL ASSEMBLY PRIOR TO PAINTING
 3. APPLY ZINC-RICH EPOXY PRIMER
 4. PAINT w/ ARCHITECTURAL GRADE EPOXY
 5. COLOR: MATTE GRAPHITE ALUMINUM TO MATCH LIGHT FIXTURE (VERIFY w/ LANDSCAPE ARCHITECT PRIOR TO APPLICATION)



HANDRAIL ASSEMBLY
NOT TO SCALE

HAWTHORNE ADDITION
PROJECT NAME
LAKE #2 - RCB GUARDRAIL DETAILS
SHEET TITLE

MKEC ENGINEERING CONSULTANTS
411 N. WEBB ROAD
WICHITA, KS. 67206
316-684-9600

DESIGN BY: MKEC	DRAWN BY: RJD	CHECKED BY: MKEC
DATE: JANUARY, 2004	JOB NO.: 02167	SHEET/OF: 8 / 15