

GENERAL NOTES

**PRECAST BOX CULVERTS:** If precast box culverts are specified, they shall be constructed at the locations shown in the plans and according to the requirements shown on this sheet. When approved by the Engineer, precast box culverts may be constructed in lieu of cast-in-place box culverts. When the precast option is chosen by the Contractor, the cast-in-place quantities shall be used as the basis of payment which shall include all labor, equipment, materials, and incidentals necessary to complete the installation.

Unless otherwise approved by the Engineer, cast-in-place collars shall be required at horizontal and vertical changes in RCB alignment. Cast-in-place end sections and wingwalls are required except as noted on this sheet. Cast-in-place sections may be required at the direction of the Engineer at junctions of drainage structures.

Cast-in-place concrete work shall be done in accordance with the KDOT Specifications and KDOT's "Guidelines for Structural Design and Detail of Reinforced Concrete Box Culverts". Class AAA (AE) Concrete and Grade 60 Reinforcing Steel shall be used for the cast-in-place construction.

**SPECIFICATIONS:** Single-cell Precast Concrete Box Culverts shall conform to the requirements of the following specifications except as noted in the KDOT Specifications. Multiple-cell Precast Boxes shall be designed in accordance with the criteria used to develop the single-cell precast boxes. (See the latest AASHTO Specifications.)

Condition	Min. Fill	AASHTO	Equiv. ASTM
2 Ft. or more fill	2 Ft.	M259, Table 2	C789, Table 2
Less than 2 Ft. fill	0 Ft.	M273, Table 2	C850, Table 2

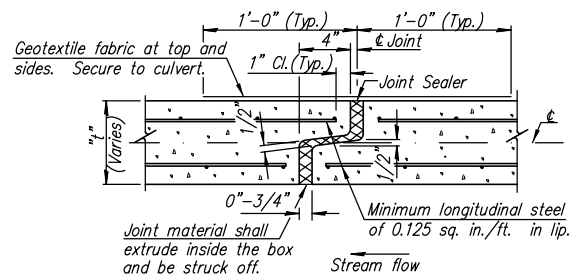
**FABRICATION:** Prior to fabrication, the Contractor shall furnish shop drawings to the Engineer for review. Shop drawings shall detail all phases of construction including layout, joint details, lifting devices, casting methods, construction placement and details of any cast-in-place segments or transitions that may be required. Copies of overweight and overload permits, when required, shall be submitted with the shop drawings.

The following information shall be legibly marked on an inside face of each box section by waterproof paint or other approved means:

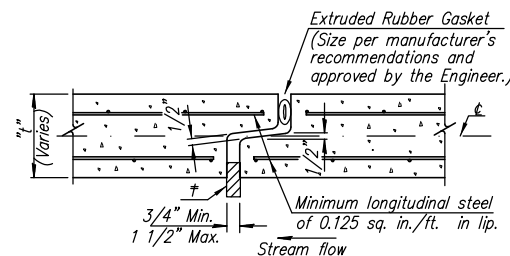
- Date of manufacture
- Name or trademark and location of the manufacturer
- Weight of box section in tons
- Piece mark
- The top of the box

**CONSTRUCTION REQUIREMENTS:** Foundation preparation shall be in accordance with KDOT Specifications except that a minimum 6 inch thickness of crushed stone for backfill or 3 inch seal course shall be provided. Choice of bedding shall be at the Contractor's option and approved by the Engineer.

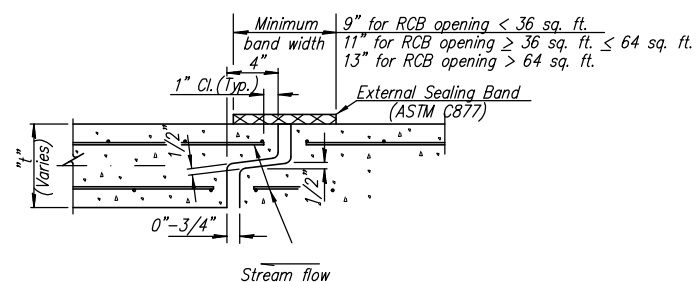
Precast concrete box culvert shall be laid with the groove end of each section upstream, and the sections shall be tightly joined. Joint shall be sealed with an approved bituminous mastic material and geotextile or sealing band or an extruded rubber gasket, installed in accordance with the recommendations of the manufacturer. Lifting holes shall be plugged with a precast plug, sealed and covered with mastic or mortar.



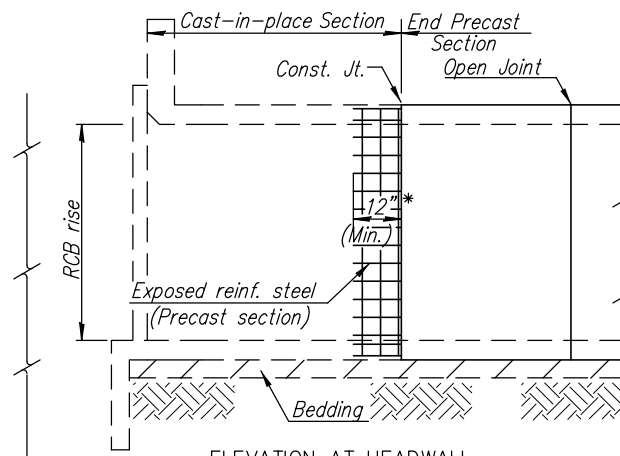
OPTION "A"



OPEN JOINT DETAIL



OPTION "B"



ELEVATION AT HEADWALL

(End unit using combination of cast-in-place and precast sections.)

\* EXPOSED REINFORCING STEEL IN THE WALL AND THE TOP & BOTT. SLABS

H:\CIVIL\02167\DWG\SWS\CAMDEN\_CHASE\RCB\02167DD2.DWG



**HAWTHORNE ADDITION - LAKE #2**  
PROJECT NAME

**PRECAST DETAILS**  
SHEET TITLE

DRK DESIGN BY.	RJD DRAWN BY.	DRK CHECKED BY.
JANUARY 2004 DATE	02167 JOB NO.	9 / 15 SHEET/OF