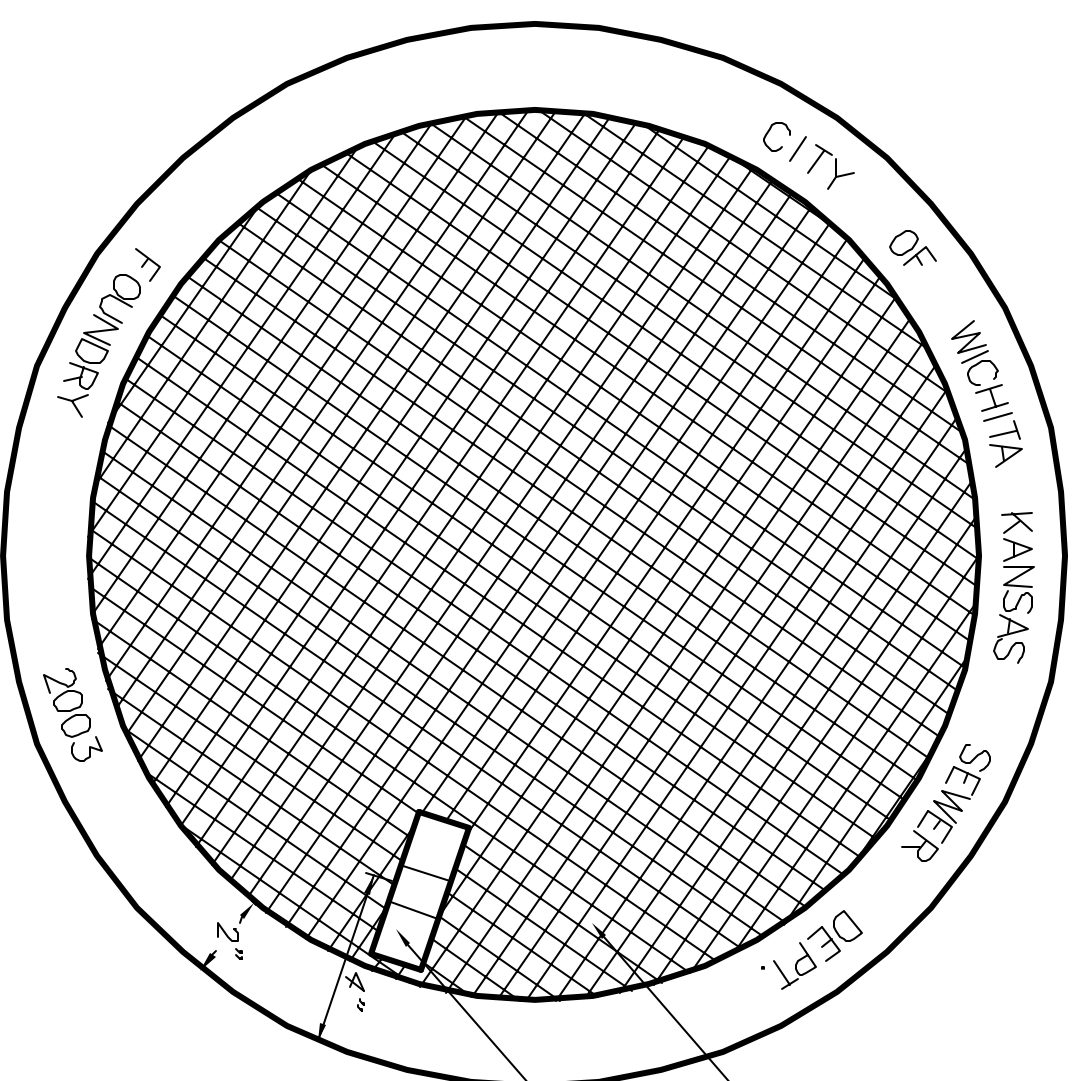


**MANHOLE COVER**  
Weight = 180 Lbs.

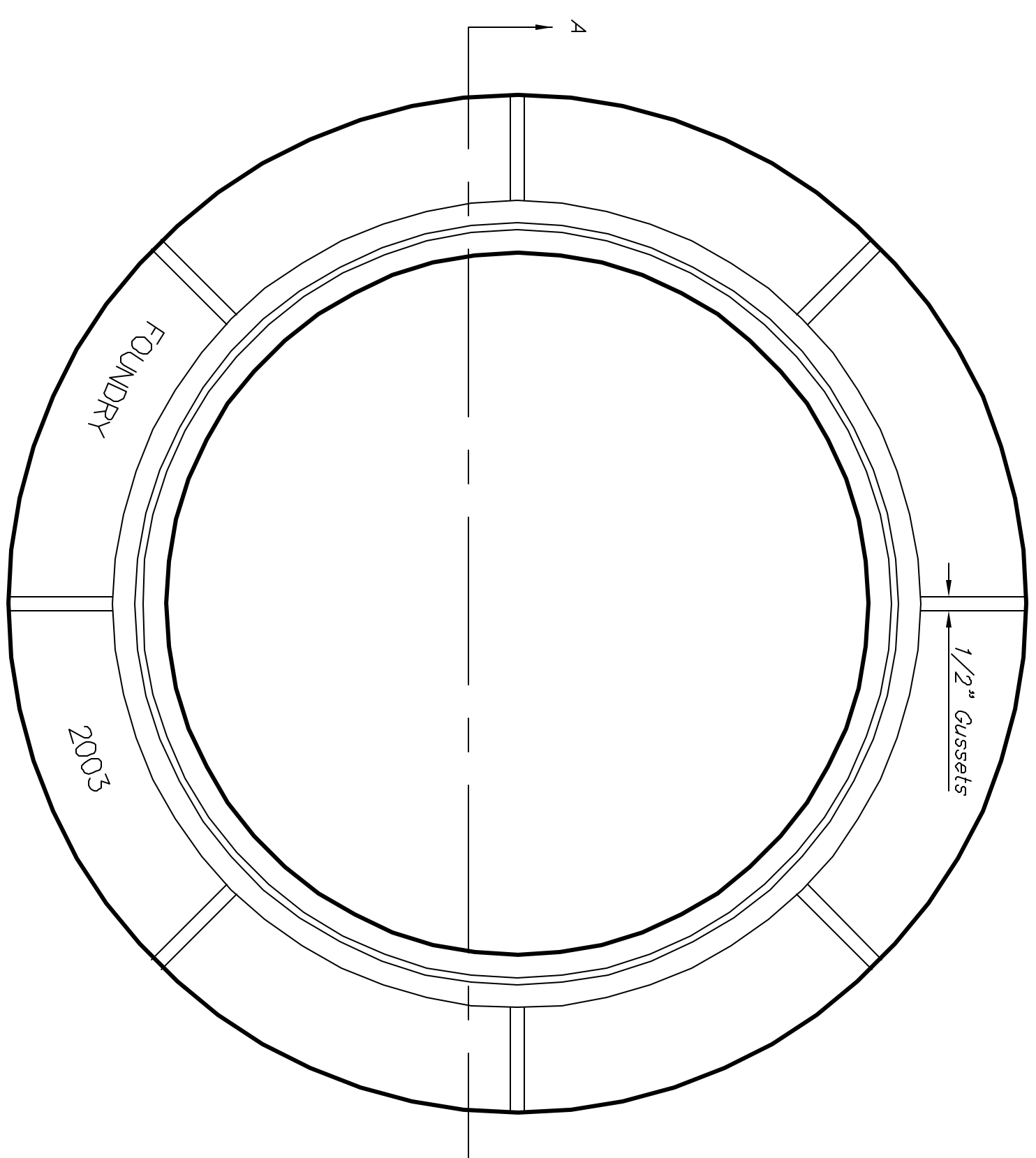


**TOP VIEW**

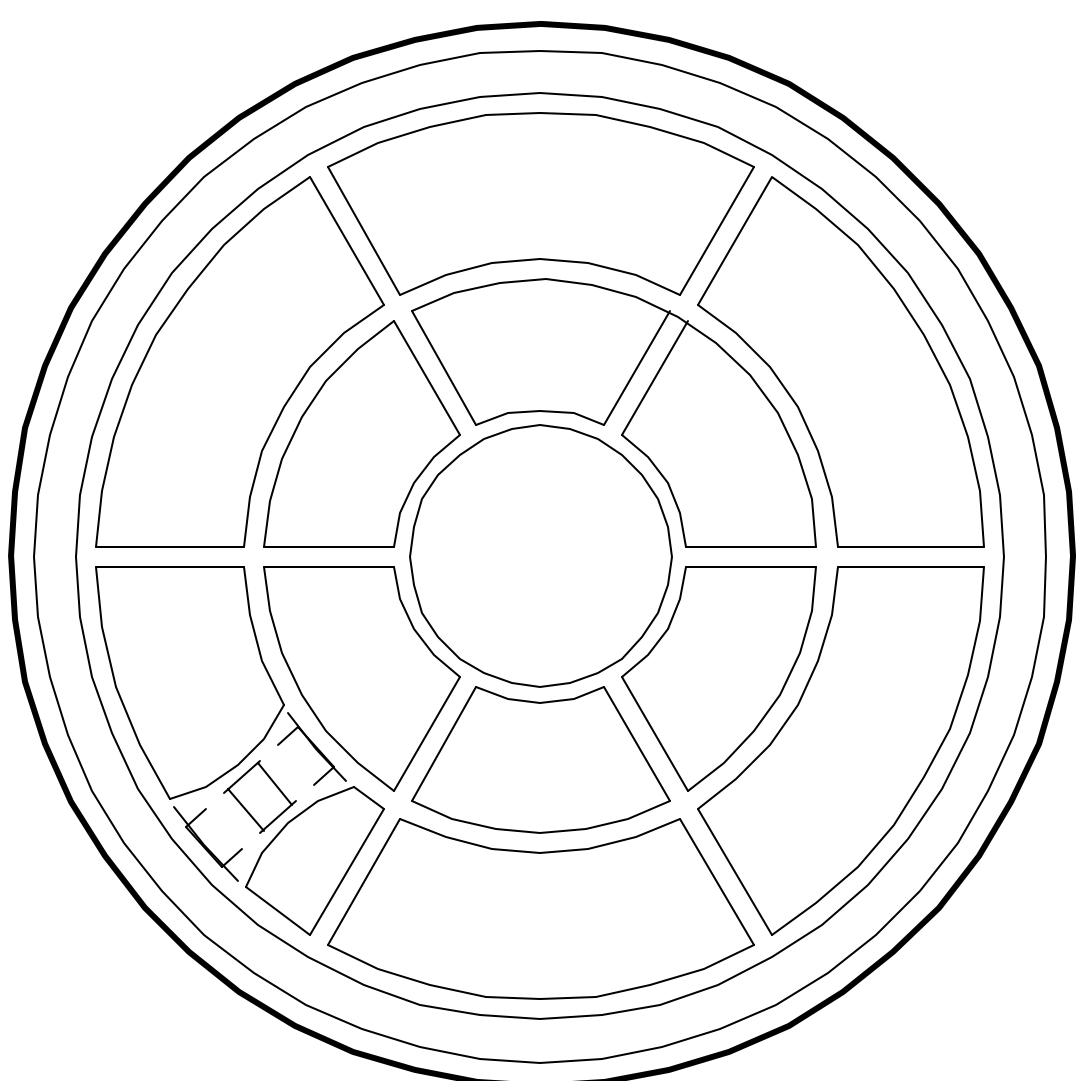
**MANHOLE FRAME AND COVER DETAIL**

ADOPTED AS STANDARD DESIGN BY  
CITY OF WICHITA, KANSAS

**MANHOLE FRAME**  
Weight = 145 Lbs.

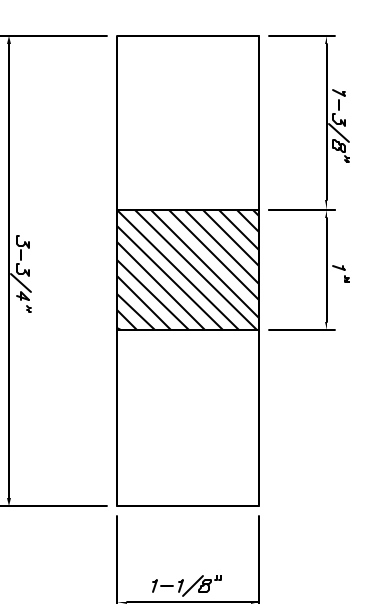


**TOP VIEW**

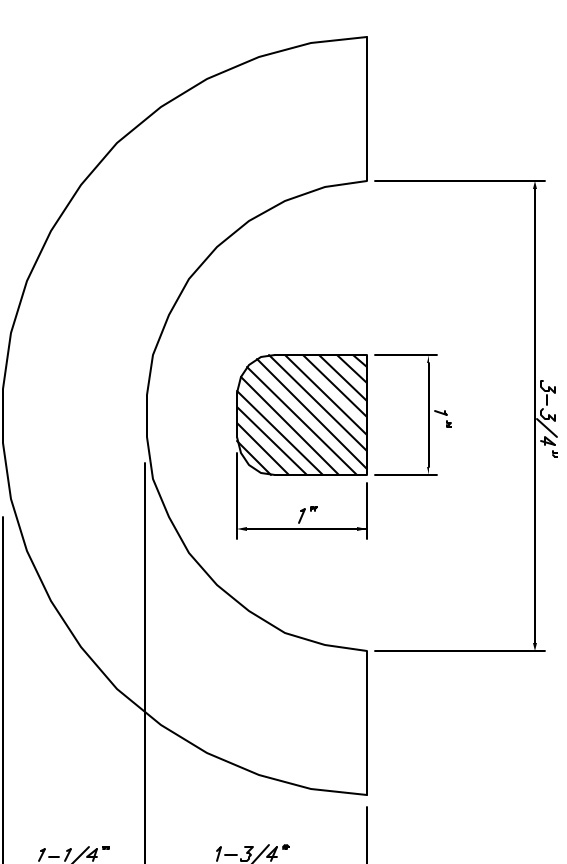


**BOTTOM VIEW**

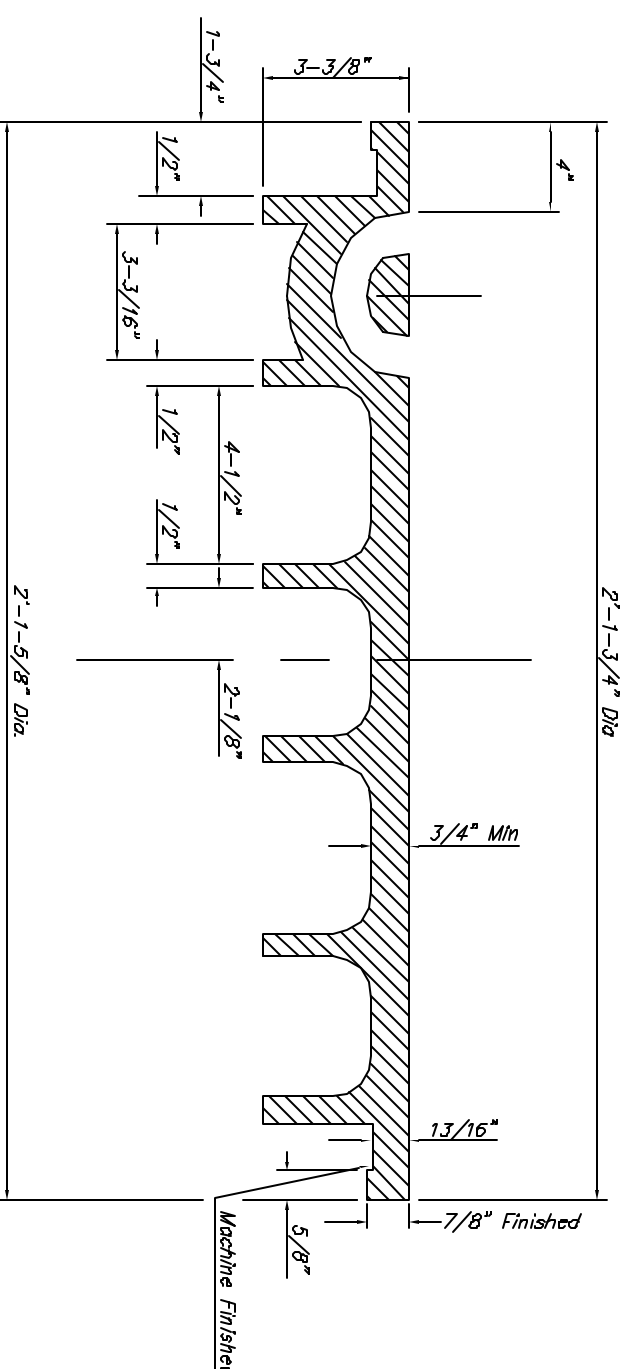
**PICKHOLE DETAIL**



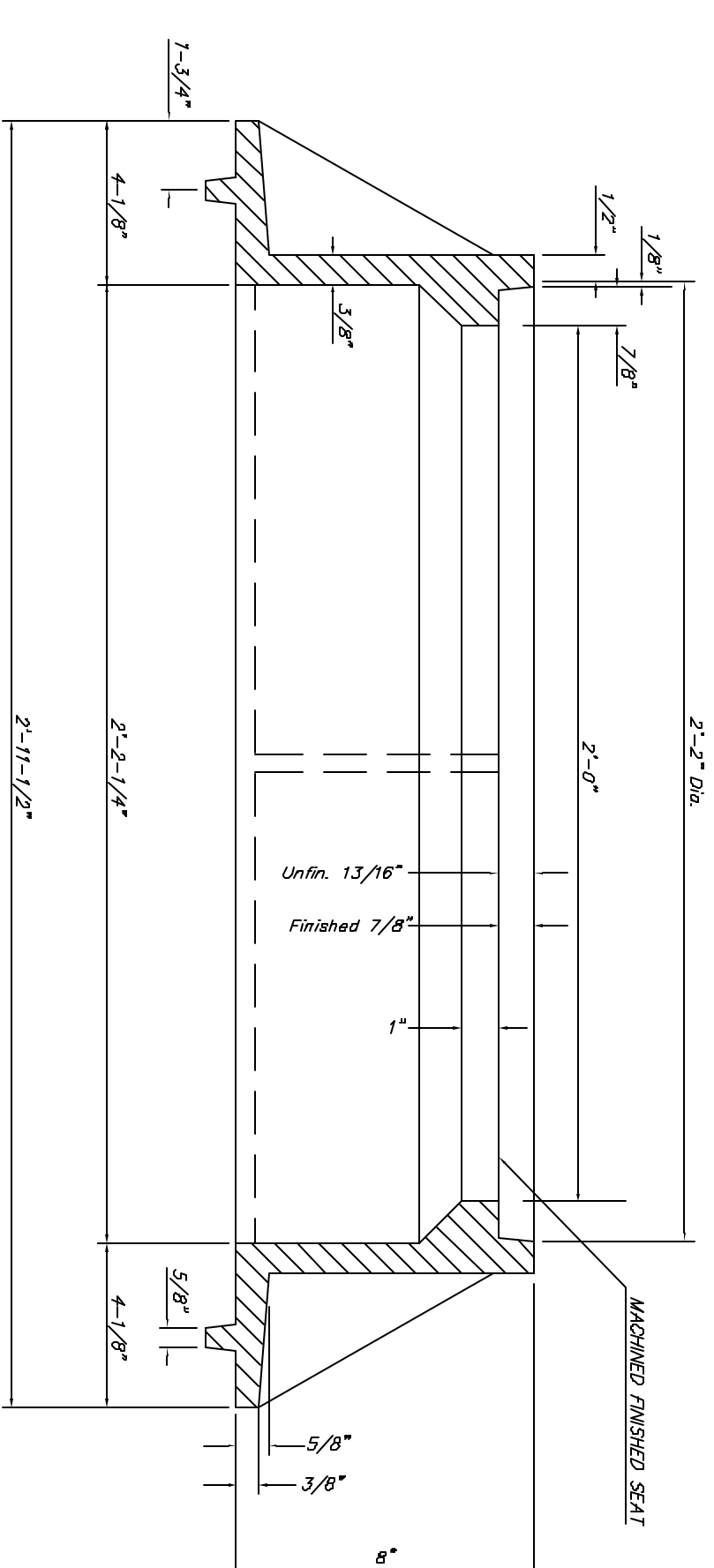
**TOP VIEW**



**SECTION VIEW**



**SECTION VIEW**



**SECTION A-A**

**GENERAL NOTES**

MANHOLE CASTINGS SHALL BE MANUFACTURED USING GOOD QUALITY GRAY IRON CONFORMING TO CLASS 30 OF A.S.T.M. DESIGNATION A-48. DIMENSIONS AND WEIGHTS SHOWN ON THE DETAILED DRAWINGS SHALL BE CONSIDERED AS MINIMUM REQUIREMENTS AND ANY DEVIATIONS FROM THE DIMENSIONS SHOWN MUST BE SPECIFICALLY APPROVED. THE FINISHED CASTINGS SHALL BE OF UNIFORM QUALITY, FREE FROM BLOWHOLES, POROSITY, HARD SPOTS, SHRINKAGE DISTORTIONS OR OTHER DEFECTS.

MANHOLE CASTINGS SHALL BE COATED WITH AN ASPHALT PAINT RESULTING IN A SMOOTH, TOUGH AND TENACIOUS COATING WHICH IS NOT BRITTLE OR TACKY.

MANHOLE CASTINGS SHALL BE MANUFACTURED SUCH THAT A COVER MANUFACTURED BY ANY ONE FOUNDRY WILL FIT INTERCHANGEABLY INTO A FRAME MANUFACTURED BY ANOTHER FOUNDRY AND STILL MEET ALLOWABLE CLEARANCES AND NON-ROCKING REQUIREMENTS. THIS WILL REQUIRE MANUFACTURING OF THE MATCHING FACES ON THE COVER AND THE FRAME TO CLOSE TOLERANCES.

THE OUTSIDE CIRCUMFERENCE OF THE VERTICAL FACE OF THE COVER AND THE INSIDE CIRCUMFERENCE OF THE VERTICAL FACE IN THE FRAME REGRESS SHALL BE MANUFACTURED TO TOLERANCES SUCH THAT THE COVER WILL FIT INTO THE FRAME WITHOUT THE NEED FOR ANY SHIMS OR GRINDING AND THE CLEARING OF THE COVER AND FRAME SURFACES BETWEEN THE COVER AND FRAME SHALL BE MACHINED SUCH AS THESE SURFACES SHALL MAKE FULL CONTACT FOR THEIR FULL CIRCUMFERENCE TO PRECLUDE THE COVER FROM ROCKING IN THE FRAME.

THE MANHOLE FRAME AND COVER SHALL BE MARKED WITH LETTERING INDICATING THE NAME OF THE MANUFACTURER AND THE YEAR WHEN THE COVER OR FRAME WAS CAST. THE COVER SHALL BE FURTHER IDENTIFIED WITH REGARDS TO OWNERSHIP USING LETTERS AT LEAST 1 INCH IN HEIGHT. THIS IDENTIFICATION SHALL BE "CITY OF WICHITA SEWER DEPARTMENT". THE WORD DEPARTMENT MAY BE ABBREVIATED. THE TEXTURE OF THE TOP SURFACE OF THE COVER SHALL BE MANUFACTURED IN A CHECKERED PATTERN DESIGN AS INDICATED ON THE DRAWINGS. SMOOTH BLOCKOUTS SHALL BE UTILIZED TO HIGHLIGHT THE LETTERING ON THE COVER SURFACE. THE TOTAL AREA OF SMOOTH SURFACE BLOCKOUT SHALL EXCEED THE AREA AS INDICATED ON THE DRAWINGS. THE DRAWING OF SMOOTH BLOCKOUTS AND LETTERING MAY VARY FROM THAT SHOWN ON THE DETAILED DRAWING.

MANHOLE FRAME AND COVER DETAIL  
ADOPTED AS STANDARD DESIGN BY  
CITY OF WICHITA, KANSAS

**BAUGHMAN COMPANY P.A.**  
ENGINEERING, SURVEYING, & PLANNING  
318-282-7271 • 318 ELLIS • WICHITA, KANSAS 67201

PROJECT NUMBER  
**488-89524**

DESIGN STAFF  
DATE  
3/22/04

SCALE  
NONE

SHEET  
**9**  
OF  
**14**