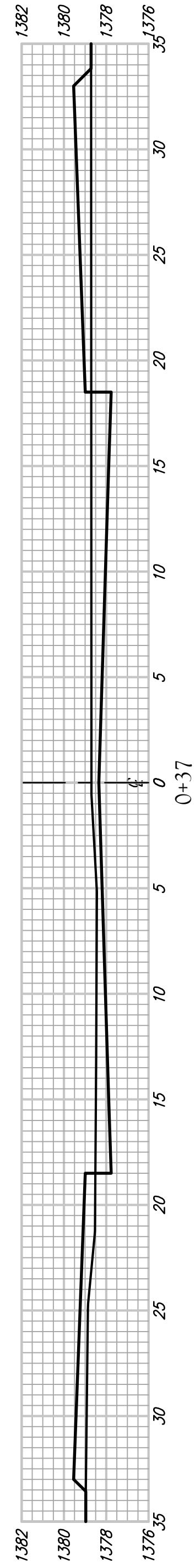
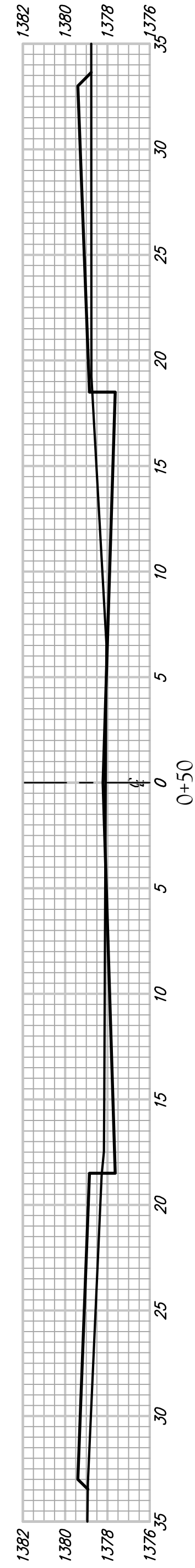
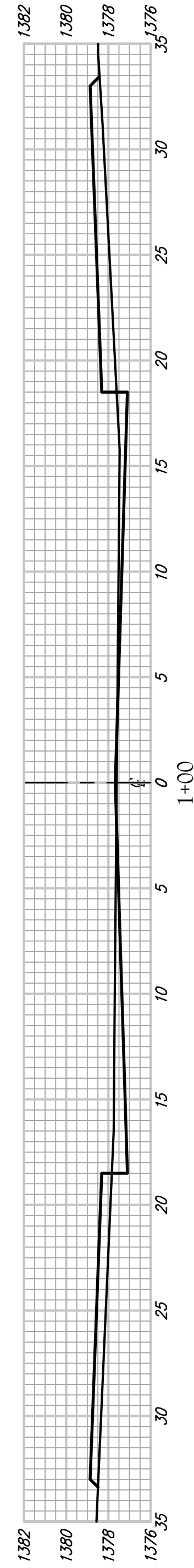
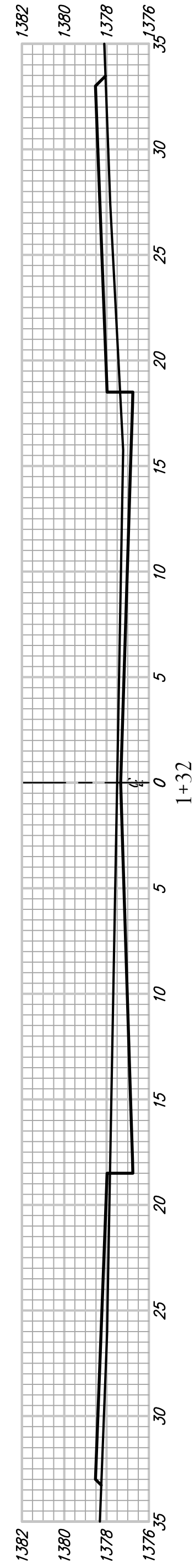
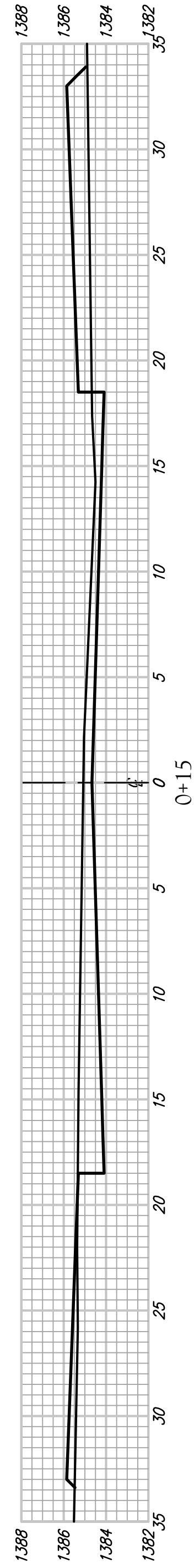
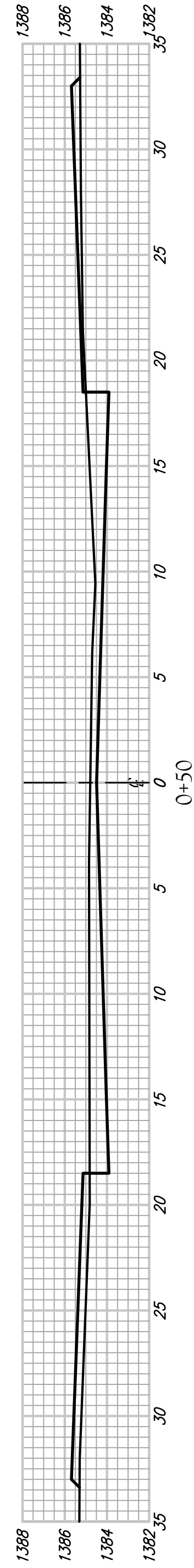
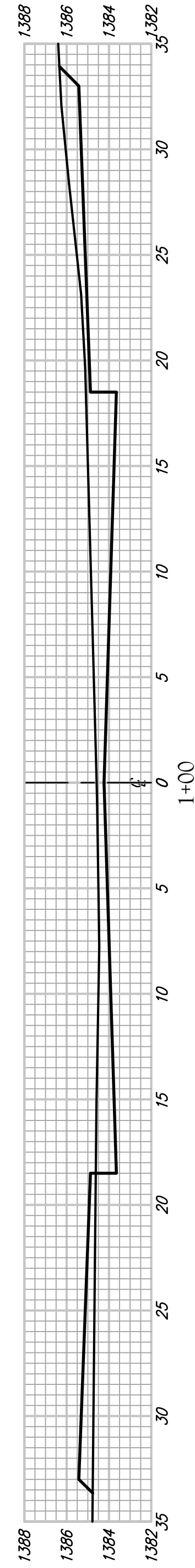
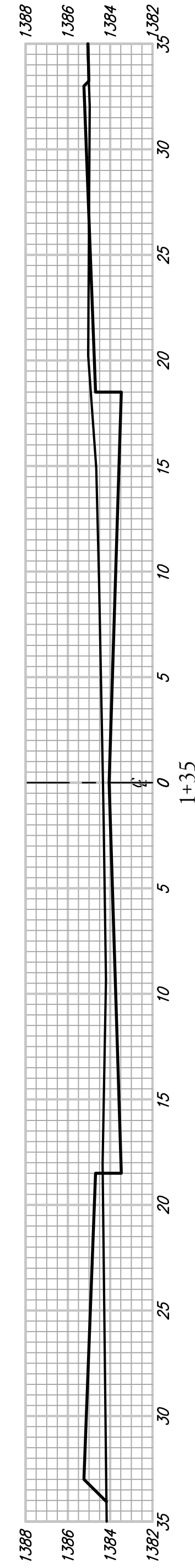


KENNEDY - Earthwork Totals (Unadjusted)							
Station	Cut Area	Fill Area	Cut Vol	Fill Vol	Cum Cut Vol	Cum Fill Vol	Net Vol
0+37	20.2	15.3	0.0	0.0	0.0	0.0	0.0
0+50	10.9	13.8	7.5	7.0	7.5	7.0	0.4
1+00	8.7	15.2	18.1	26.9	25.5	34.0	-8.4
1+32	17.1	11.4	15.2	15.8	40.8	49.8	-9.0



KENNEDY

JAYSON - Earthwork Totals (Unadjusted)							
Station	Cut Area	Fill Area	Cut Vol	Fill Vol	Cum Cut Vol	Cum Fill Vol	Net Vol
0+15	22.5	15.4	0.0	0.0	0.0	0.0	0.0
0+50	21.6	8.6	28.6	15.5	28.6	15.5	13.1
1+00	35.0	6.8	52.4	14.2	81.1	29.8	51.3
1+35	25.5	11.5	39.2	11.9	120.3	41.7	78.6



JAYSON