STATE	PROJECT NO.	YEAR	SHEET NO.	TOTAL SHEETS
KANSAS	472-85066	2014	106	388

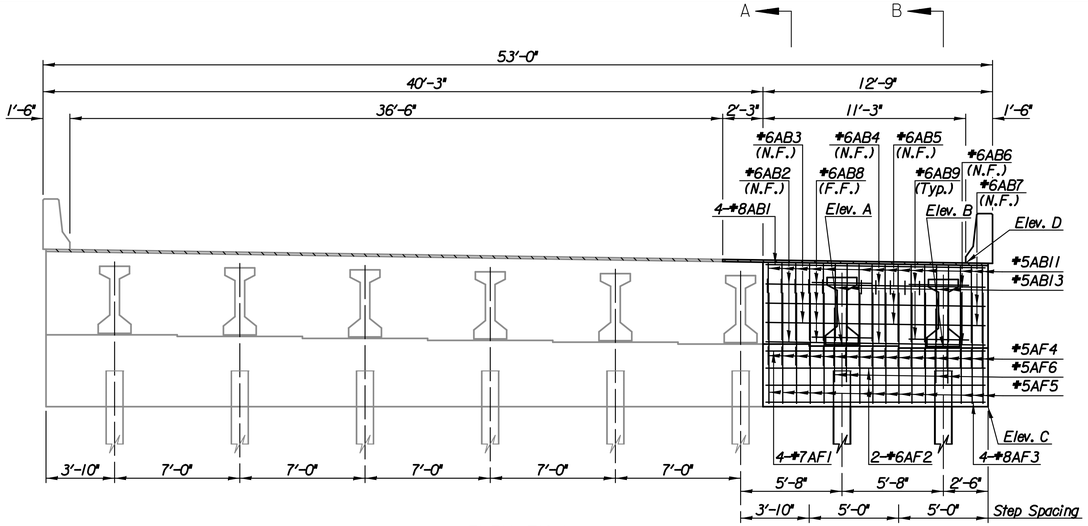

ELEVATION

(411) W.B. Looking Downstation
(412) E.B. Looking Upstation

TABLE OF ELEVATIONS				
Location	Elev. A	Elev. B	Elev. C	Elev. D
Abutment #1	1387.53	1387.44	1384.12	1392.15
Abutment #2	1387.75	1387.66	1384.34	1392.37

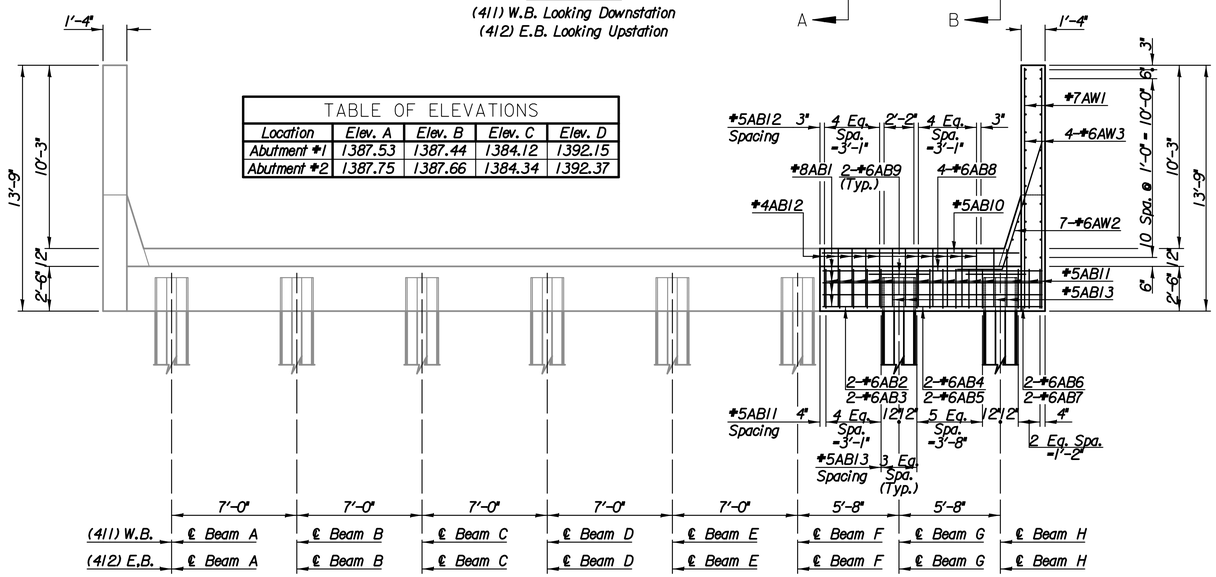

PLAN

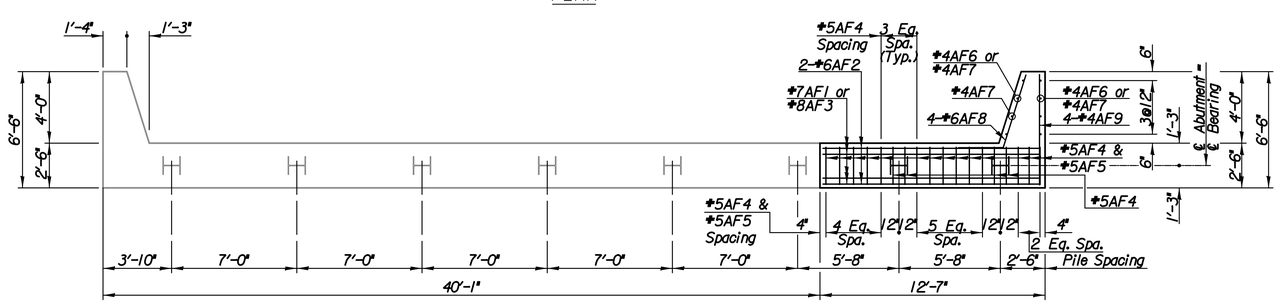

FOOTING PLAN

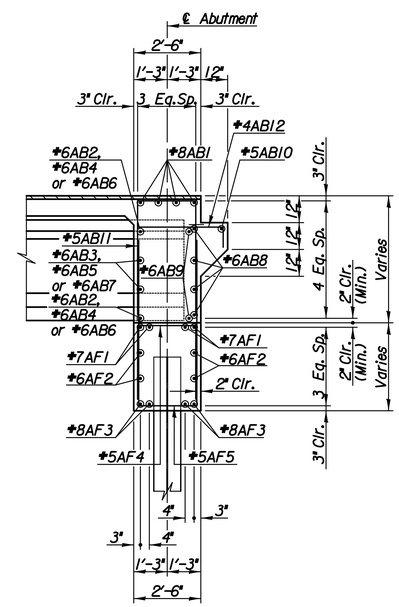

SECTION A-A

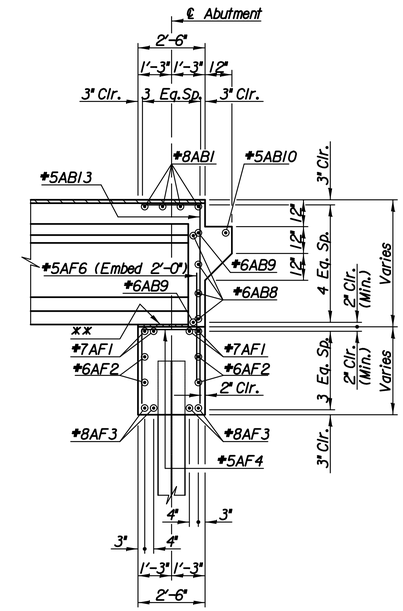

SECTION B-B

** Elastomeric Bearing Pad (Typ.)
See Sheet No. 112

PILE LOADS			
Location	Load Case	Factored Load (tons)	Factored Resistance (tons)
Abut #1	Strength I	63.9	75.0
Abut #2	Strength I	63.9	75.0
Abut #1	Service I	43.0	55.0
Abut #2	Service I	43.0	55.0

Lap splice new longitudinal reinforcing steel to the existing longitudinal reinforcing steel.

Legend: N.F. = Near Face
F.F. = Far Face

No.	Revisions	By	Date
1			

BR. NO. 96-87-32.78 (412) E.B. STA. 463+49.36
BR. NO. 96-87-32.79 (411) W.B. STA. 463+48.72

ABUTMENT DETAILS
K-96 OVER GREENWICH ROAD

PROJECT NO. 472-85066 SEDGWICK COUNTY

Professional Engineering Consultants, P.A.
303 S. TOPEKA • WICHITA, KANSAS 67202
316-262-2691 • FAX 316-262-3003

Designed by	C.W.P.J.	Checked by	M.S.N.	
Drawn by	C.W.P.J.	Date Jan. 2014	Job No.	09521

Plotted By: msn Date: 12/30/2013 3:18:16 PM
FILE: I:\2009\09521\Office Check 03-2012\Bridge\09521-BR-Abut Detail.dgn