

MATERIAL REQUIREMENTS

SIGN POSTS, POST ANCHORS, AND POST ANCHOR SLEEVES:

THE SIGN POSTS, POST ANCHORS, AND POST ANCHOR SLEEVES SHALL CONFORM TO (1) HOT ROLLED CARBON STEEL ASTM A-570 GRADE 33 OR ASTM STRUCTURAL QUALITY C 1021 WITH A HOT-DIPPED GALVANIZING CONFORMING TO AASHTO M-120 WITH AN INLINE SYSTEM FOLLOWED BY A CHROMATE CONVERSION AND A CROSS-LINKED POLYURETHANE ACRYLIC EXTERIOR COATING OR (2) A GALVANIZED FINISH COLD ROLLED CARBON STEEL ASTM A-446 GRADE A WITH A GALVANIZING CONFORMING TO ASTM A-525, DESIGNATION G-90.

THE SIGN POST SHALL HAVE 7/16" DIA. HOLES OR 7/16" DIA. EMBOSSED RING (DIE-CUT KNOCKOUTS) AT 1" CENTERS ON ALL FOUR SIDES FOR TOTAL LENGTH OF POST.

THE POST ANCHOR AND POST ANCHOR SLEEVE MAY BE FURNISHED WITHOUT THE BOLT HOLES ON ALL FOUR SIDES WITH THE EXCEPTION OF THE HOLES IMMEDIATELY ABOVE THE GROUND LINE.

ALL HOLES SHALL BE DRILLED OR PUNCHED AND ALL WELDS, CUTS, BURRS, AND SHARP EDGES ARE TO BE SMOOTHED OFF BEFORE APPLICATION OF FINISH.

FASTENING ACCESSORIES:

THE BOLTS, NUTS, AND WASHERS SHALL COMPLY WITH SUBSECTION 1614 OF THE STANDARD SPECIFICATIONS FOR STATE ROAD AND BRIDGE CONSTRUCTION (1990 EDITION).

THE BOLTS, NUTS, AND WASHERS SHALL BE BID SUBSIDIARY TO THE BID ITEM 'SQUARE STEEL POST'.

BASIS OF ACCEPTANCE:

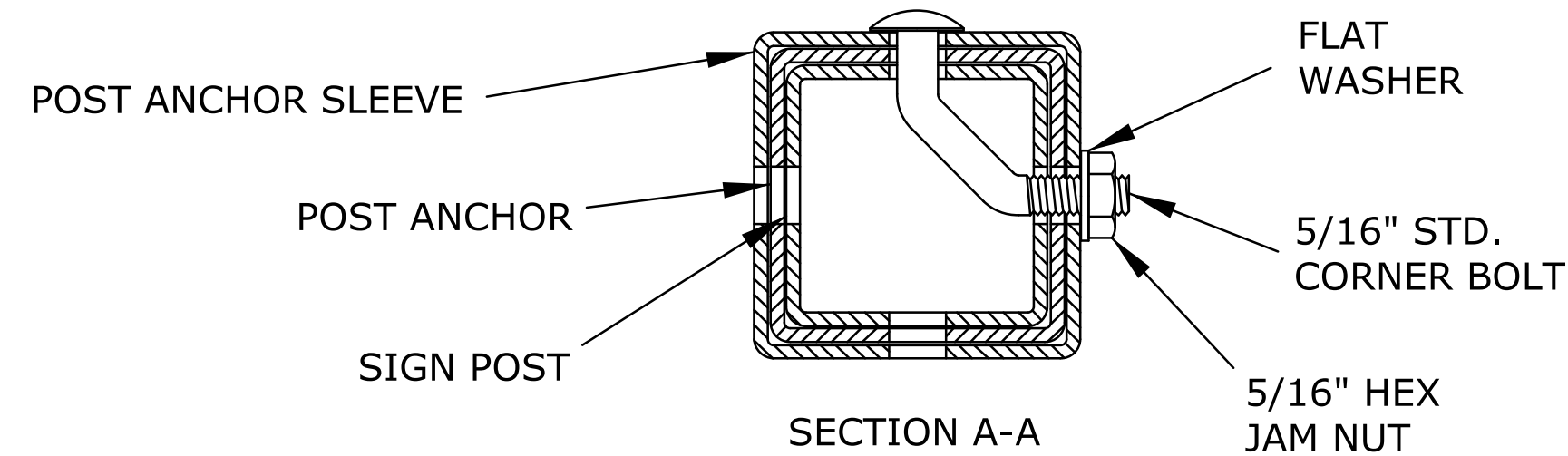
ACCEPTANCE OF THE STEEL POSTS, ANCHORS, SLEEVES, AND FASTENERS FURNISHED TO COMPLY WITH THE ABOVE REQUIREMENTS WILL BE BASED ON RECEIPT AND APPROVAL OF A TYPE D CERTIFICATION AS DESCRIBED IN SECTION 2600 OF THE STANDARD SPECIFICATIONS FOR STATE ROAD AND BRIDGE CONSTRUCTION (1990 EDITION) AND VISUAL INSPECTION FOR CONDITION AND DIMENSIONAL REQUIREMENTS.

INSTALLATION SEQUENCE

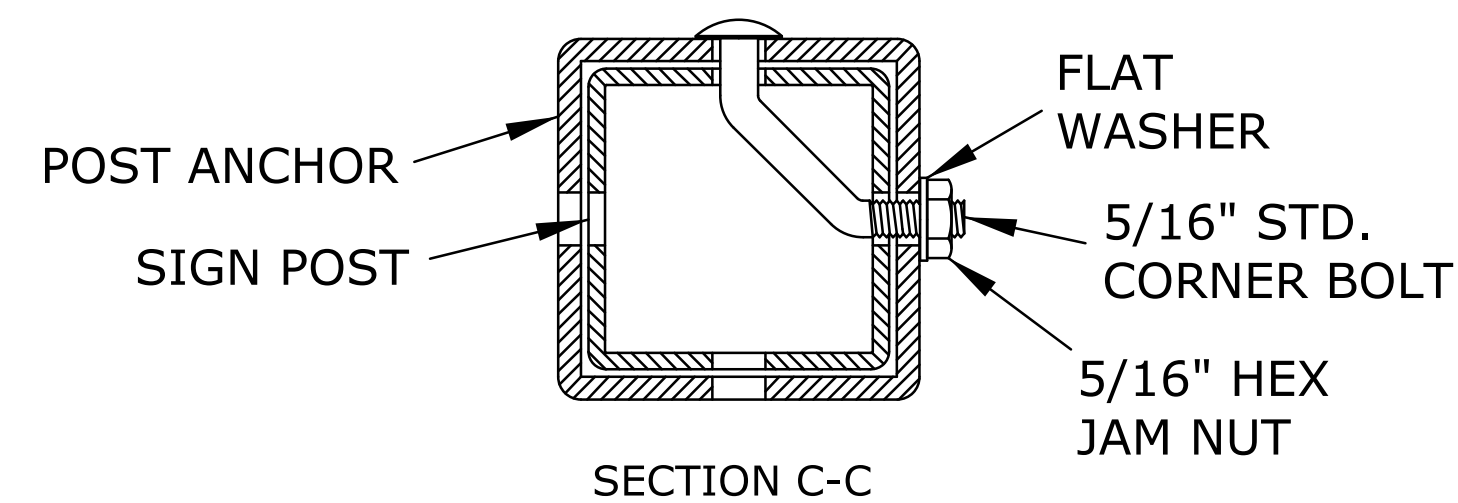
1. DRIVE POST ANCHOR INTO SUBGRADE.
2. DRIVE POST ANCHOR SLEEVE (IF REQUIRED) INTO SUBGRADE OVER THE POST ANCHOR.
3. INSTALL SIGN POST INTO THE POST ANCHOR.

NOTE:

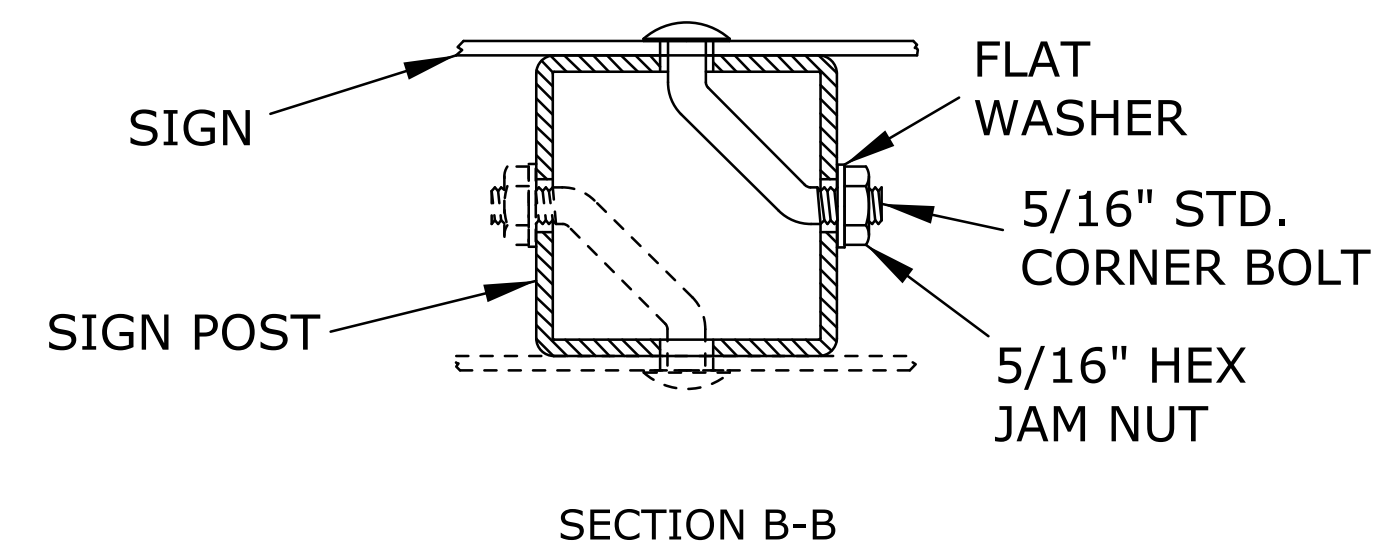
IN ALL INSTALLATIONS, THE FIRST HOLE ABOVE THE GROUND LINE ON THE SIGN POST, POST ANCHOR, AND POST ANCHOR SLEEVE (IF REQUIRED) MUST BE IN LINE FOR INSERTION OF THE CORNER BOLT.



DETAILS FOR 1 3/4", 2", OR 2 1/4" SIGN POST



DETAILS FOR 2 1/2" SIGN POST



SECTION B-B

MATERIALS TABLE FOR SIGN POST AND FOOTING		
SIGN POST 12 GA. OR 14 GA.	FOOTING	
	POST ANCHOR	POST ANCHOR SLEEVE
1 3/4" X 1 3/4"	2" X 2" X 12 GA.	2 1/4" X 2 1/4" X 12 GA.
2" X 2"	2 1/4" X 2 1/4" X 12 GA.	2 1/2" X 2 1/2" X 12 GA.
2 1/4" X 2 1/4"	2 1/2" X 2 1/2" X 12 GA.	3" X 3" X 7 GA.
2 1/2" X 2 1/2"	3" X 3" X 7 GA.	NOT REQUIRED

NOTE: 14 GA. POSTS MUST MEET A CERTIFIED MINIMUM YIELD STRENGTH OF 60,000 P.S.I.

NO.	DATE	REVISIONS	BY	APP'D
KANSAS DEPARTMENT OF TRANSPORTATION DETAILS FOR PERFORATED SQUARE STEEL TUBE POSTS (PSST)				
TE466				7/1/03
DESIGNED	D.D.G.	DETAILED	A.A.D.	QUANTITIES
DESIGN CK.	S.A.B.	DETAIL CK.	D.D.G.	QUAN. CK.
FHWA APPROVAL				7/22/2003
APP'D				Steven A. Buckley
TRACED				
TRACE CK.				