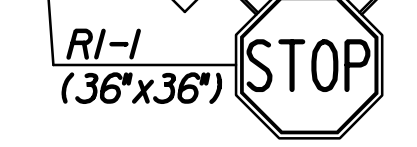
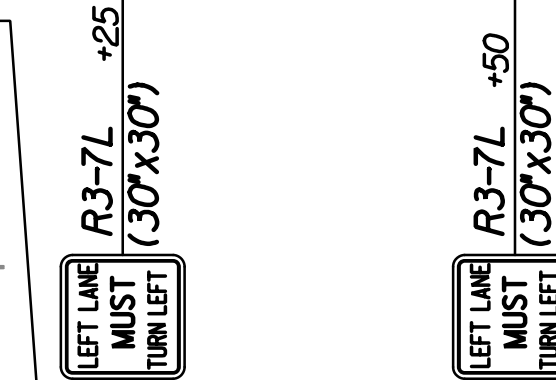
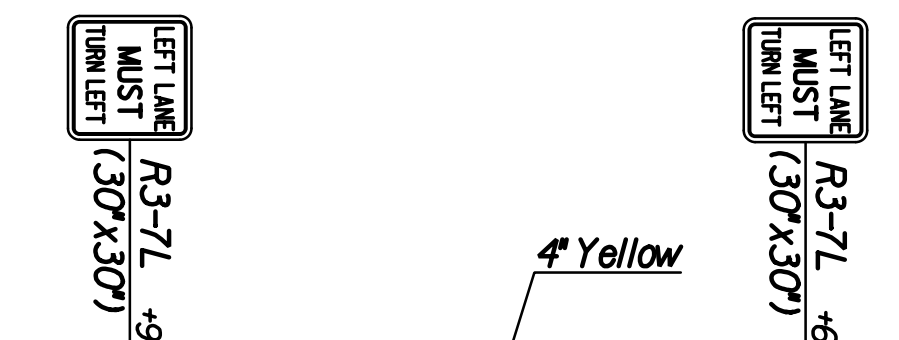
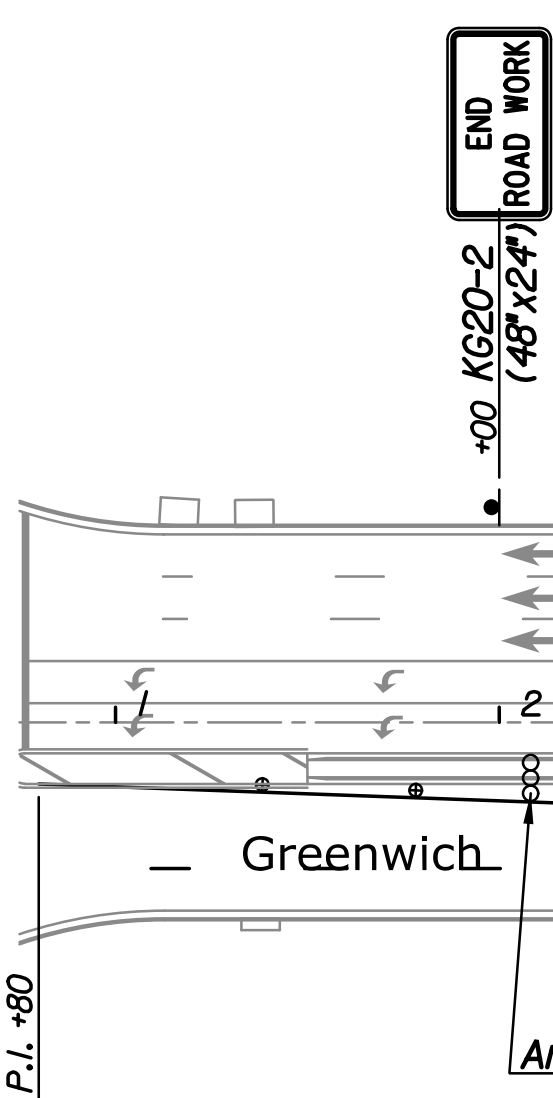
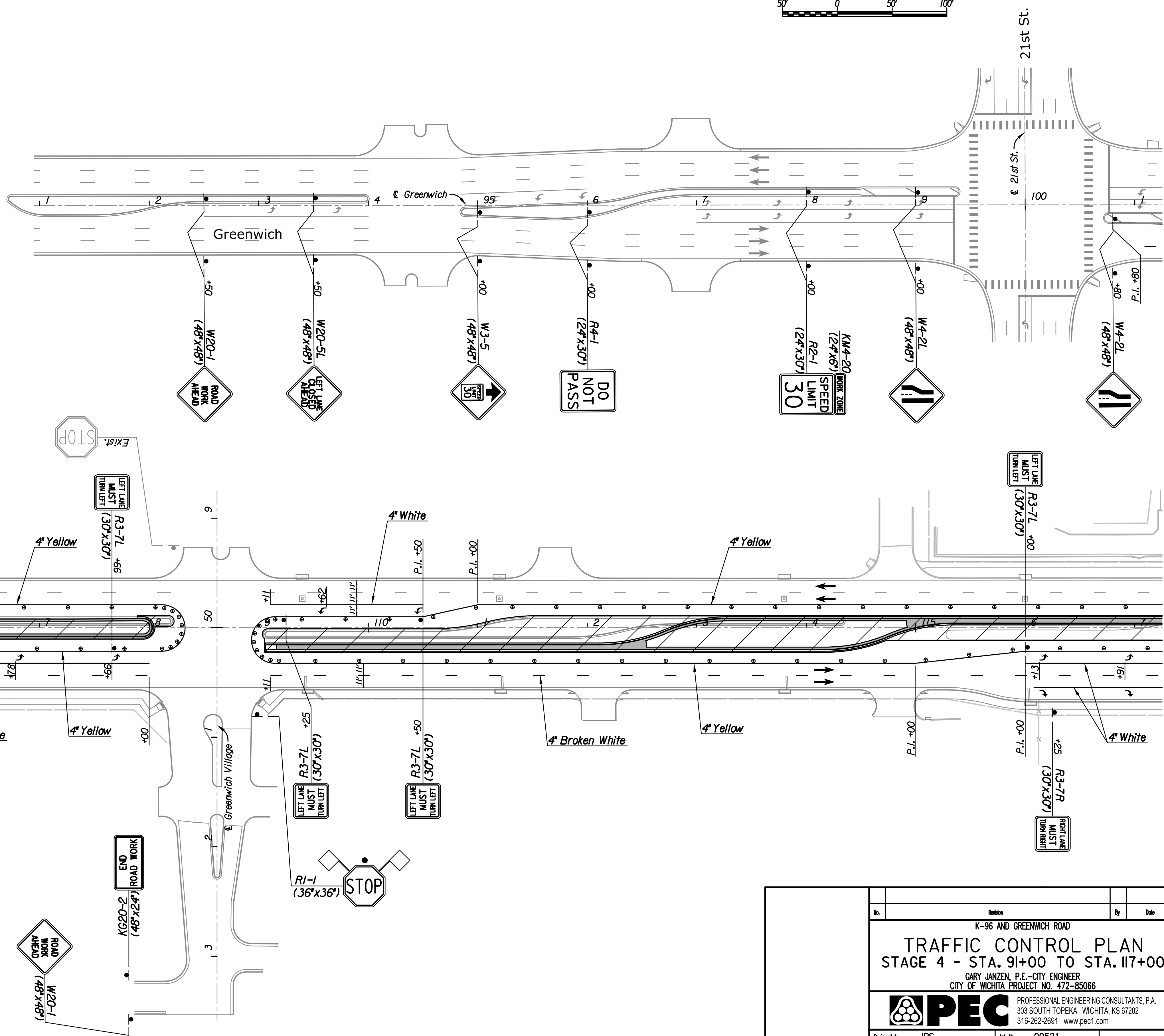


LEGEND

- ⊙ Channelizing Device at 40' Spacing unless otherwise Noted.
- ▲ Traffic Control Sign
- ◊ 18"x18" Fluorescent Red-Orange Flags
- Red Type "B" High Intensity Warning Light
- ▨ Work Area (New Pavement)
- Direction of Traffic

Note: Signs and barricades are shown diagrammatically only. Contractor will be responsible to install the required number of posts to support the installation.



Note: Utilities are not shown on Traffic Control Plans. The Contractor is responsible for verification as to type and location of underground utilities as may be necessary to avoid damage thereto. The Contractor is responsible for repairing any damage to underground utilities.

Plotted By: svb Date: 12/31/2013 8:35:16 AM
 FILE: I:\2009\0952\Traffic Control\0952-TC Greenwich Stage 4 Sta 91.dgn

No.	Revision	By	Date
K-96 AND GREENWICH ROAD			
TRAFFIC CONTROL PLAN			
STAGE 4 - STA. 91+00 TO STA. 117+00			
GARY JANZEN, P.E.-CITY ENGINEER CITY OF WICHITA PROJECT NO. 472-85066			
PEC PROFESSIONAL ENGINEERING CONSULTANTS, P.A. 303 SOUTH TOPEKA WICHITA, KS 67202 316-262-2691 www.pec1.com			
Designed by	JPS	Job No.	09521
Drawn by	SVB	Date	Jan., 2014
			Sht. 280 of 388