
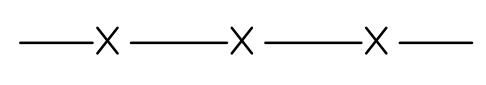
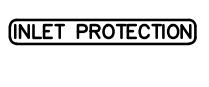
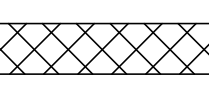



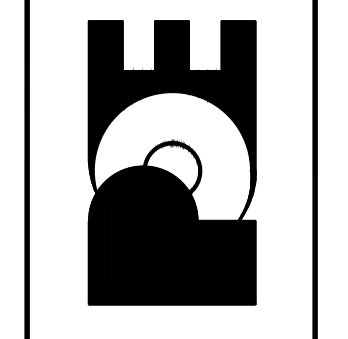
NOTE: Detention pond shall be constructed concurrently with initial grading of property; ensure any sediment accumulated during construction is dredged upon completion of each project phase.

LEGEND

-  Temporary Seeding Area
2lbs/1000 S.F. Rye Grass
(Approx. 134,430 S.F.)
-  Silt Fence
-  Inlet Protection
-  Erosion Control Mat
-  Ditch Check

SOUTH FORK COMMERCIAL ADDITION
PAVING & DRAINAGE IMPROVEMENT PLAN
STORM WATER POLLUTION PREVENTION PLAN
CITY OF WICHITA, KANSAS
GARY JANZEN, P.E. - CITY ENGINEER
PROJECT NO. 468-84826 OCA NO. (751507)
PROJECT NO. 472-85050 OCA NO. (766279)

POE & ASSOCIATES, INC.
CONSULTING ENGINEERS
5940 E. Central, Suite 200 ■ Wichita, KS 67208-4242
Phone 316.685-1111 ■ FAX 316.685-4444



FINAL
Engineer: T. AUSTIN
Designer: M. TUCKER
Poe Job No.: 1858
Date: JANUARY 2014