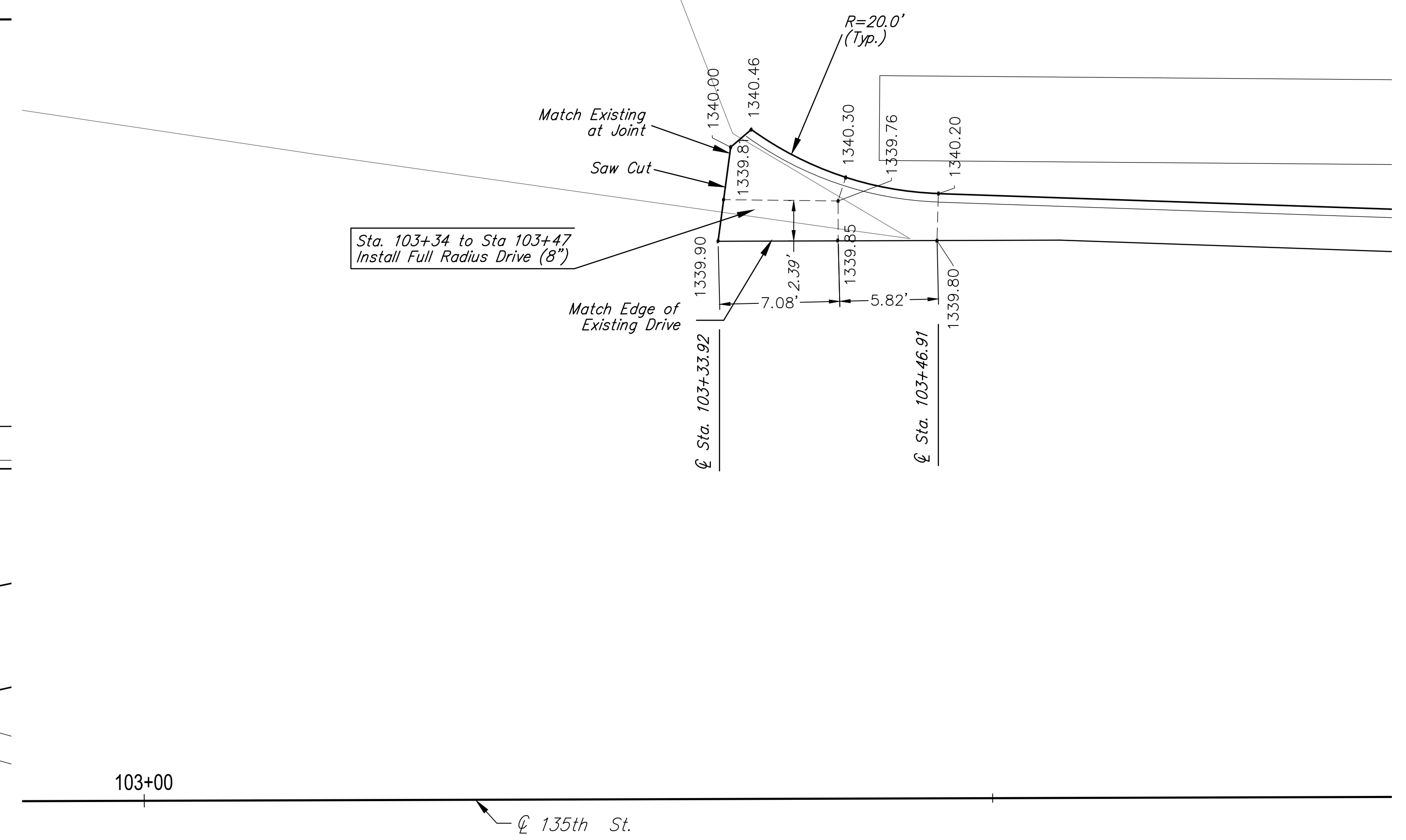



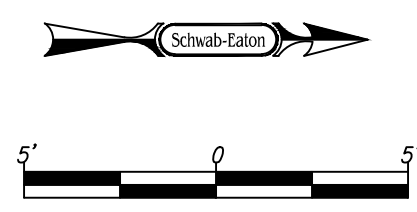
WALGREENS ENTRANCE
STA 103+41 Rt.



VIA CHRISTI ENTRANCE
STA 103+50 Lt.

Note:
See 135th St. Plan Sheets
for Existing Utilities

Removal of Exist. Pavement



CITY OF WICHITA				
ENTRANCE DRIVE RECONSTRUCTION PLAN STA. 103+50				
		8615 W. Frazier Lane, Suite 2 Wichita, KS 67212 Phone: 316-722-4472		
DESIGNED	ABS	DRAWN	SRS	SCALE
CHECKED	ABS/CDM	DATE	02/14	1"=5'
				SHEET NO. 15