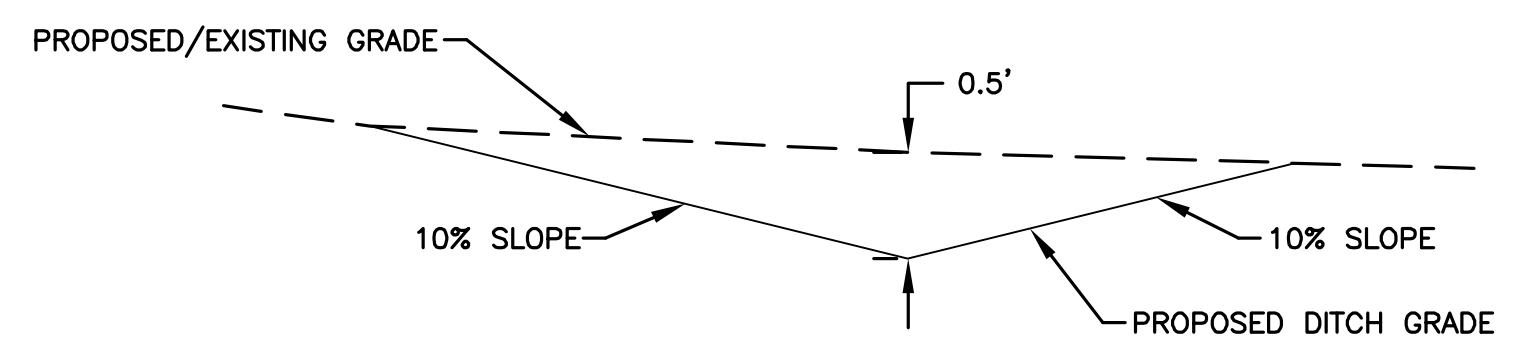
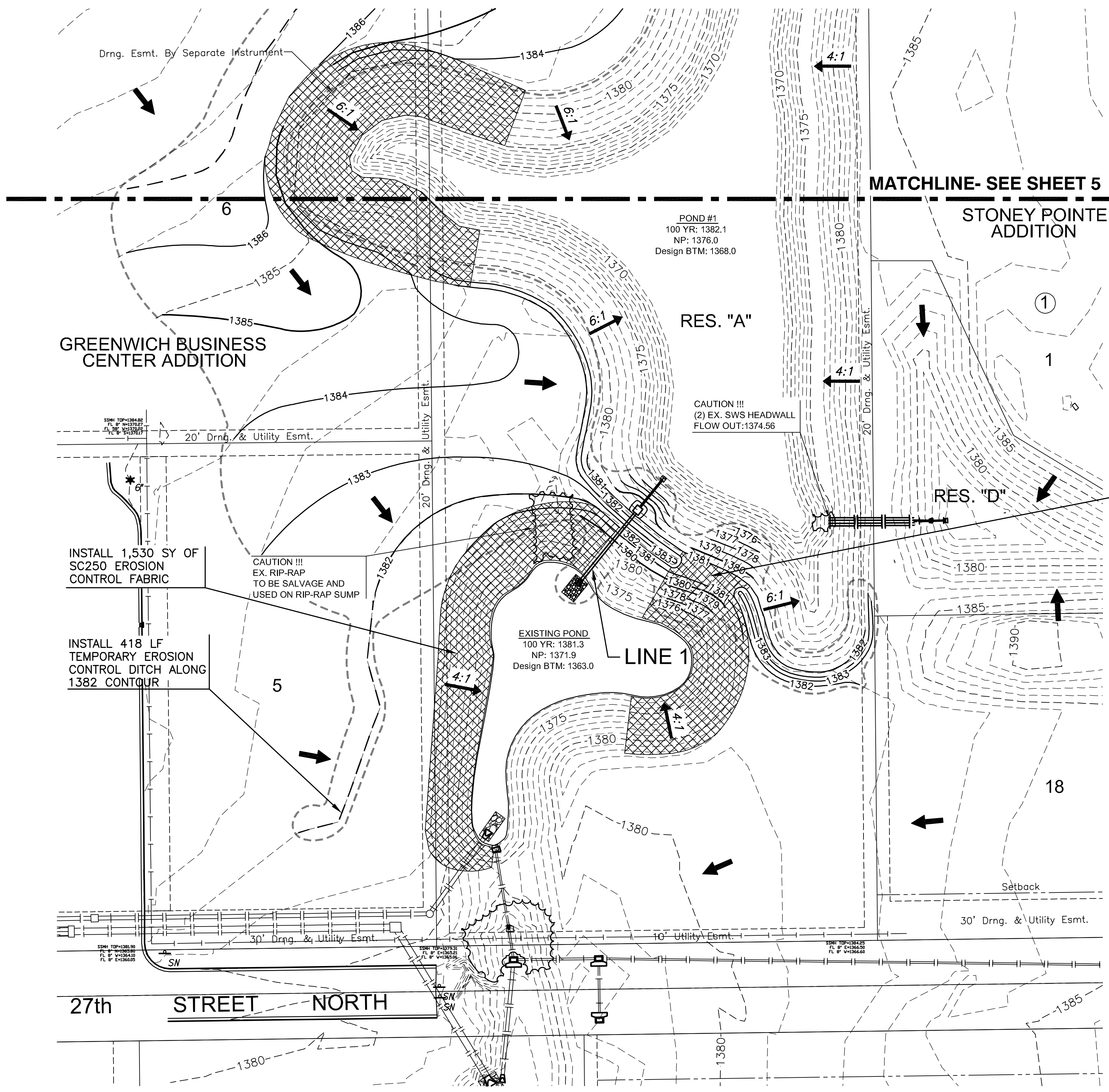


STORM WATER SEWER PLAN FOR
GREENWICH BUSINESS CENTER ADDITION
DETENTION



TEMPORARY EROSION CONTROL DITCH
(NON-DISCHARGING, MUST OVERTOP)

POND 1 STAGE-STORAGE-DISCHARGE TABLE

STAGE	ELEVATION	STORAGE (AC-FT)	DISCHARGE (CFS)
0	1376	0	0
1	1377	1.97	2.7
2	1378	4.17	4.6
3	1379	6.59	6.0
4	1380	9.22	7.1
5	1381	12.09	8.0
6	1382	15.19	50.4
7	1383	18.46	185.0

EXIST. POND STAGE-STORAGE-DISCHARGE TABLE

STAGE	ELEVATION	STORAGE (AC-FT)	DISCHARGE (CFS)
0	1371.9	0	0.0
0.6	1372.5	0.23	0.0
1.6	1373.5	0.67	0.0
2.6	1374.5	1.18	0.0
3.6	1375.5	1.74	8.2
4.6	1376.5	2.34	14.2
5.6	1377.5	3.00	18.3
6.6	1378.5	3.72	21.7
7.6	1379.5	4.50	24.6
8.6	1380.5	5.36	51.3

5' WIDE EARTHEN OVERFLOW WEIR AT ELEV. 1381.9. ARMOR AS SHOWN WITH 972 SY SC250 EROSION CONTROL FABRIC

POND #1
100 YR: 1382.1
NP: 1376.0
Design BTM: 1368.0

EXISTING POND
100 YR: 1381.3
NP: 1371.9
Design BTM: 1363.0

GREENWICH BUSINESS CENTER ADDITION

STONEY POINTE ADDITION

INSTALL 1,530 SY OF SC250 EROSION CONTROL FABRIC

INSTALL 418 LF TEMPORARY EROSION CONTROL DITCH ALONG 1382 CONTOUR

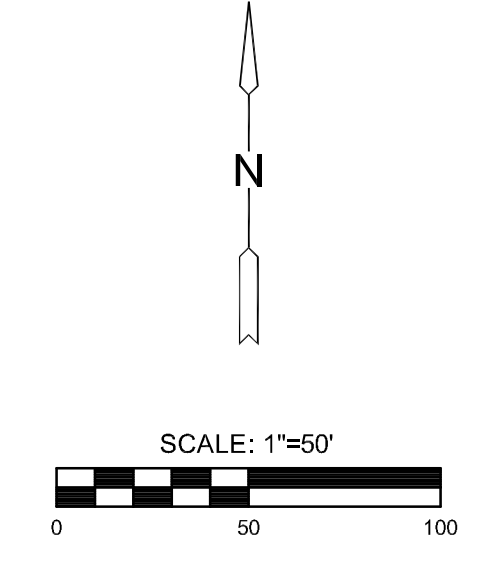
CAUTION !!!
EX. RIP-RAP TO BE SALVAGE AND USED ON RIP-RAP SUMP

CAUTION !!!
(2) EX. SWS HEADWALL FLOW OUT: 1374.56

NOTE:

- FOR MORE INFORMATION ON 27TH STREET PAVING AND SWS SEE:

PRIVATE PAVING AND INCIDENTAL DRAINAGE FOR 27TH STREET NORTH (MKEC ENGINEERING)
PROJECT NO. PPP-0233
OCA: 607879
FEBRUARY 2014
- POND #1, AS SHOWN ON THIS SHEET, WAS BUILT UNDER PRIVATE CONTRACT. THE GRADES ASSOCIATED WITH THIS POND AND SHOWN IN THIS SHEET ARE THE DESIGN CONTOURS, NOT SURVEYED CONTOURS.



LEGEND

- 1374 — PROPOSED CONTOUR
- - - 1374 - - - EXISTING CONTOUR
- W — WATERLINE
- SS — SANITARY SEWER
- SWS — STORMWATER SEWER
- UGT — EXISTING UNDERGROUND TELEPHONE
- UGE — EXISTING UNDERGROUND ELECTRICAL
- G — EXISTING GAS LINE
- TV — EXISTING CABLE LINE
- ➔ DRAINAGE FLOW ARROW
- ▬▬▬▬▬ LIMITS OF GRADING
- - - - - TEMPORARY EROSION CONTROL DITCH



©2014 MKEC Engineering All Rights Reserved
www.mkec.com
These drawings and their contents, including, but not limited to, all concepts, designs, & ideas are the exclusive property of MKEC Engineering (MKEC), and may not be used or reproduced in any way without the express consent of MKEC.

GRADING PLAN (SOUTH)

PROJECT NO.	468-84745	
DATE	AUGUST 2014	
SCALE	AS SHOWN	
DESIGNED	DRAWN	CHECKED
SLF	KKL	GJA
NO.	REVISION	DATE

J:\CIVIL\5090\DWG\CIVIL\SDS\SDS\DETENTION\5090_EC02.DWG