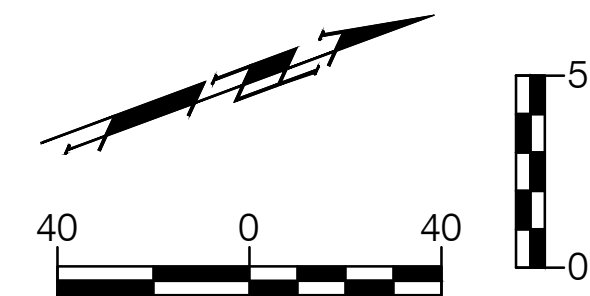
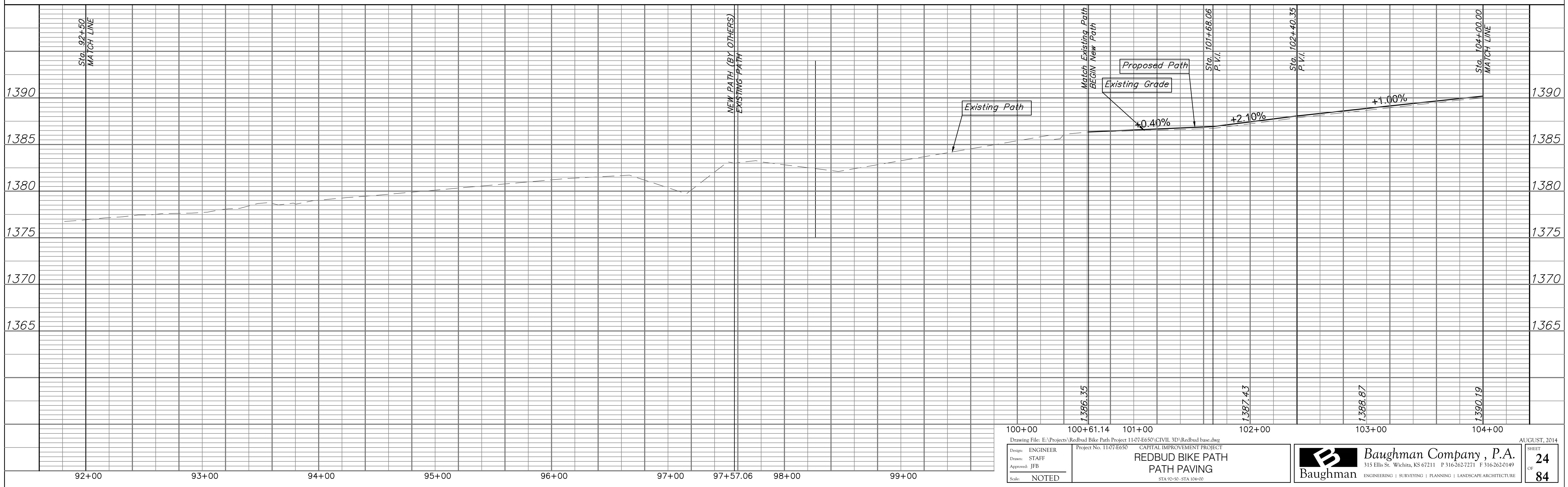
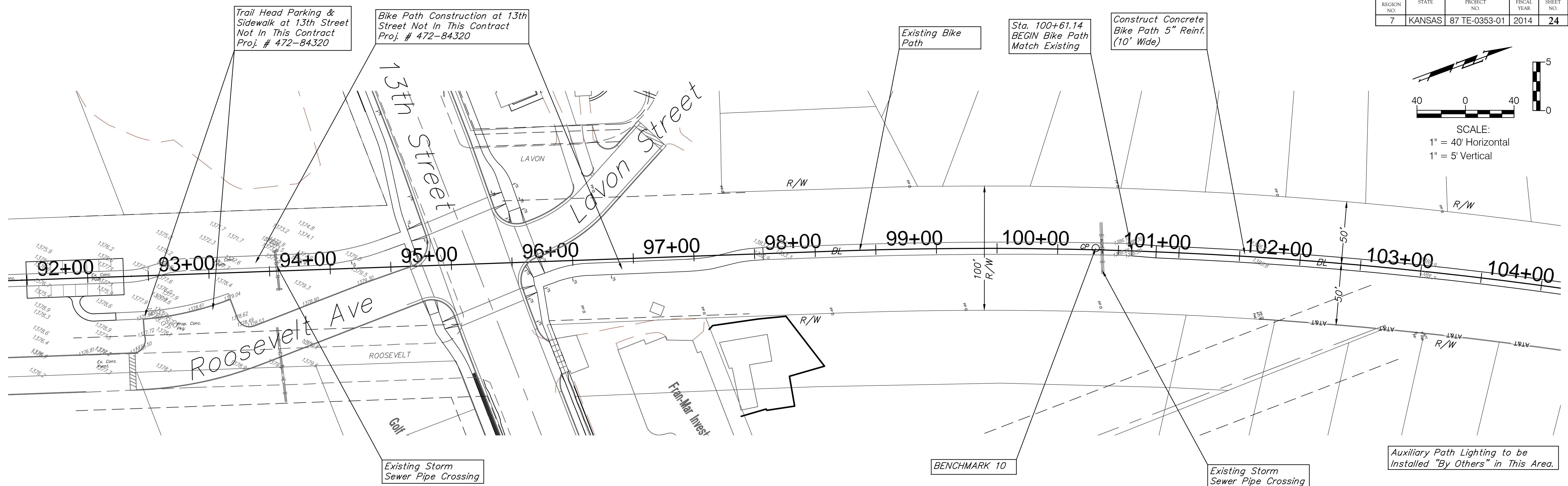


FHWA REGION NO.	STATE	PROJECT NO.	FISCAL YEAR	SHEET NO.	TOTAL SHEETS
7	KANSAS	87 TE-0353-01	2014	24	84



SCALE:
 1" = 40' Horizontal
 1" = 5' Vertical



Design: ENGINEER Drawn: STAFF Approved: JFB Scale: NOTED	Drawing File: E:\Projects\Redbud Bike Path Project 11-07-E650\CIVIL 3D\Redbud base.dwg Project No. 11-07-E650 REDBUD BIKE PATH PATH PAVING STA 92+50-STA 104+00	Baughman Company, P.A. 315 Ellis St. Wichita, KS 67211 P 316-262-7271 F 316-262-0149 ENGINEERING SURVEYING PLANNING LANDSCAPE ARCHITECTURE	AUGUST, 2014 SHEET 24 OF 84
---	--	---	---