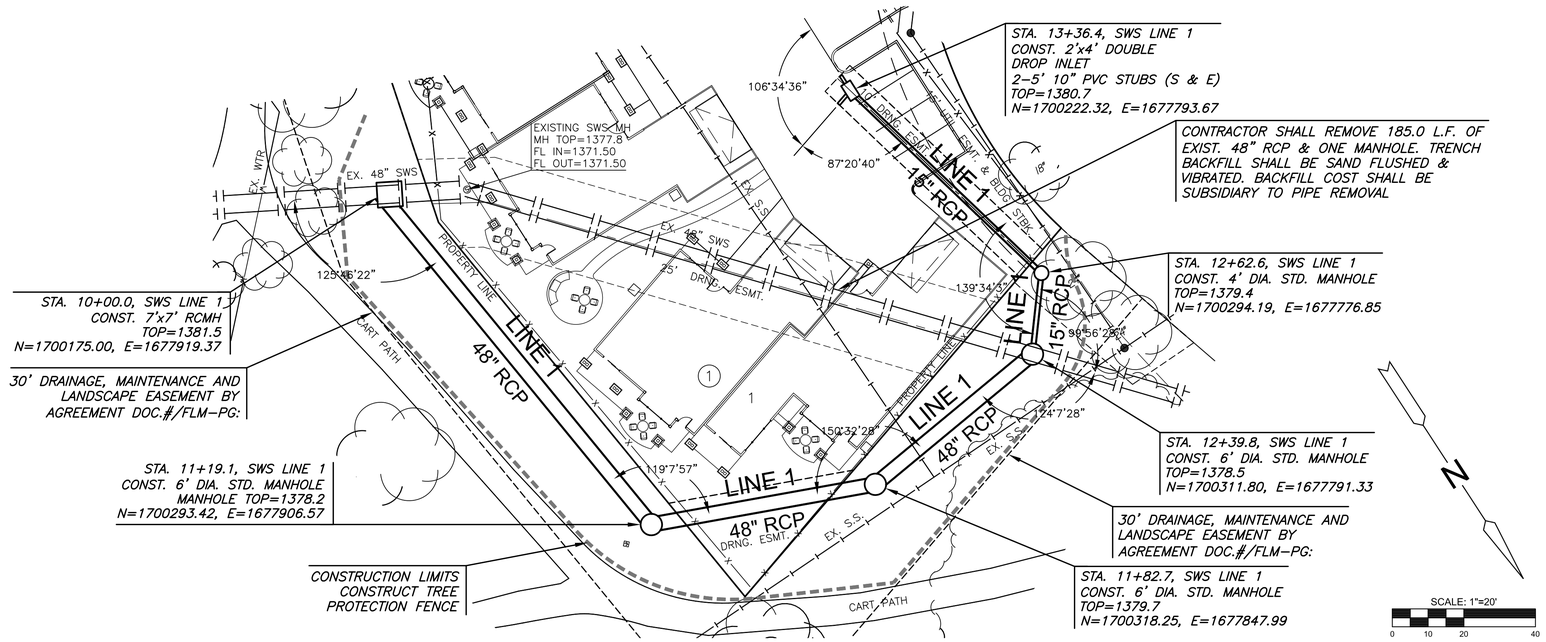

PLAN SWS LINE 1

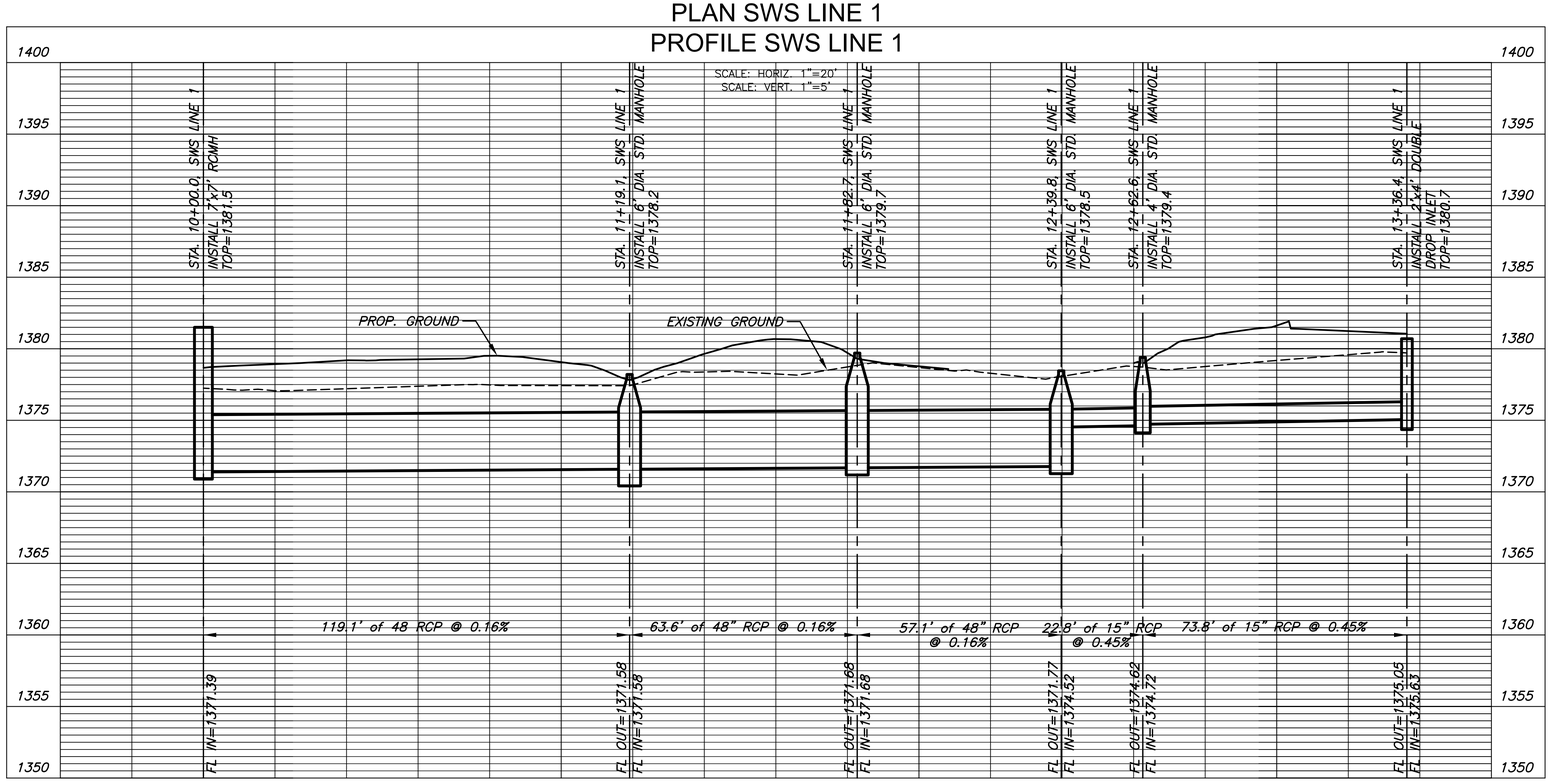

NOTE:
WHERE INDICATED, TREES SHALL BE PROTECTED AS SHOWN PRIOR TO ANY CONSTRUCTION AND THROUGHOUT CONSTRUCTION. PROTECTION FENCING MAY BE ADJUSTED UPON AGREEMENT FROM LANDSCAPE ARCHITECT.

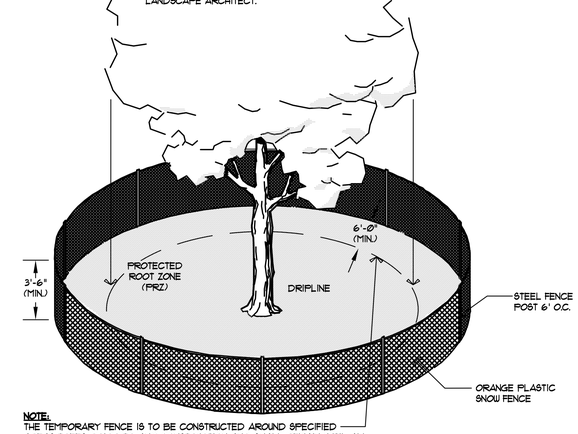

NOTE:
THE TEMPORARY FENCE IS TO BE CONSTRUCTED AROUND SPECIFIED AREAS/TREES PRIOR TO ANY CONSTRUCTION AND SHALL REMAIN UNTIL ALL CONSTRUCTION IS COMPLETE. CONSTRUCTION EQUIPMENT AND MATERIALS ARE NOT PERMITTED WITHIN THE (PRZ). THE FENCE PLACEMENT AROUND THE (PRZ) MAY ONLY BE ADJUSTED WITH PERMISSION FROM THE LANDSCAPE ARCHITECT.

TREE PROTECTION DETAIL

SCALE: NTS

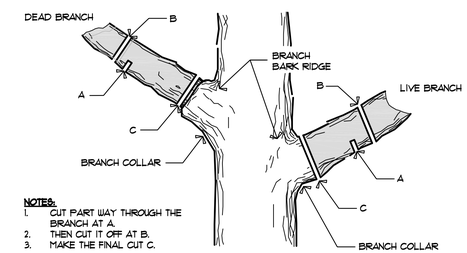

NOTES:
1. CUT PART WAY THROUGH THE BRANCH AT A.
2. THEN CUT IT OFF AT B.
3. MAKE THE FINAL CUT C.

TREE TRIMMING DETAIL

SCALE: NTS

MKEC
Wichita, KS • 316-684-9600

STORM WATER SEWER PLAN FOR

TALLGRASS VILLAS ADDITION

WICHITA, KS

©2014
MKEC Engineering
All Rights Reserved
www.mkec.com
These drawings and their contents, including, but not limited to, all concepts, designs, & ideas are the exclusive property of MKEC Engineering (MKEC), and may not be used or reproduced in any way without the express consent of MKEC.

SWS LINE 1

PROJECT NO.	468-84987
DATE	AUGUST 2014
SCALE	1"=20'

DESIGNED	DRAWN	CHECKED
AJK	NRF	AJK

NO.	REVISION	DATE

SHEET NO.

3 OF 9

J:\PROJECTS\2013\3101\0787_FERFECTION - TALLGRASS\S-CIVIL\CAD\SWS\131787SWSLINE1.DWG

PLOTTED: Wednesday, November 19, 2014 @ 04:28PM