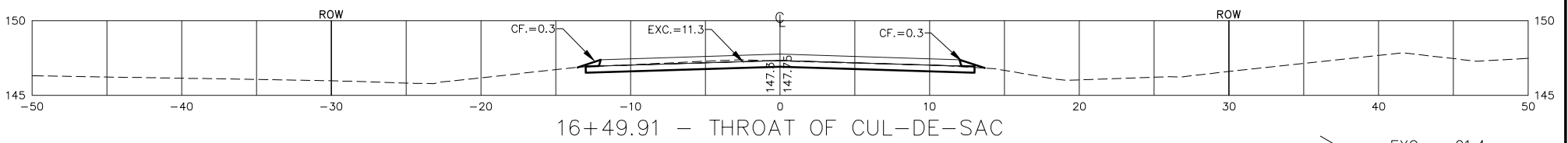


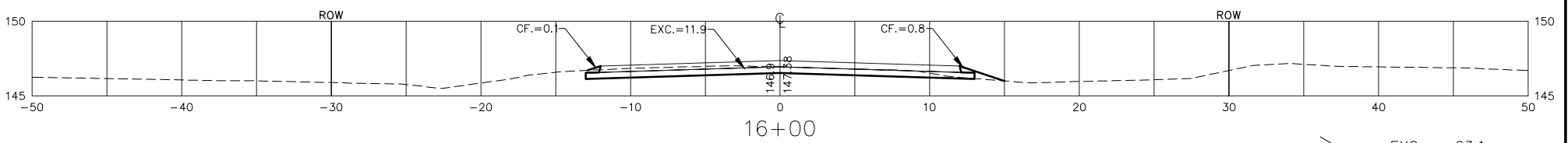
THROAT OF CUL-DE-SAC
FROM STA. 16+49.91
TO SEC. A & G

EXC = 6.4
LF = 0.0
CF = 4.4
MF = 0.0



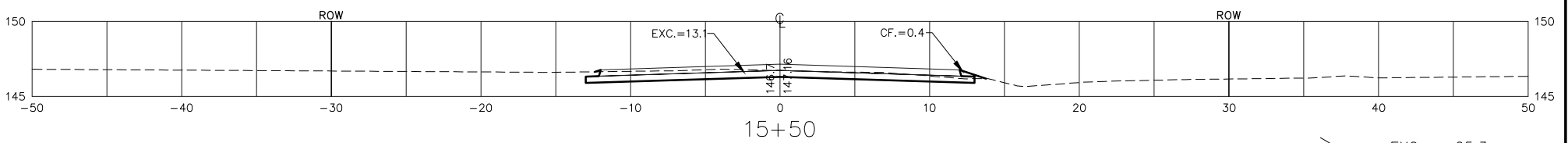
49.91'

EXC = 21.4
LF = 0.0
CF = 1.4
MF = 0.0



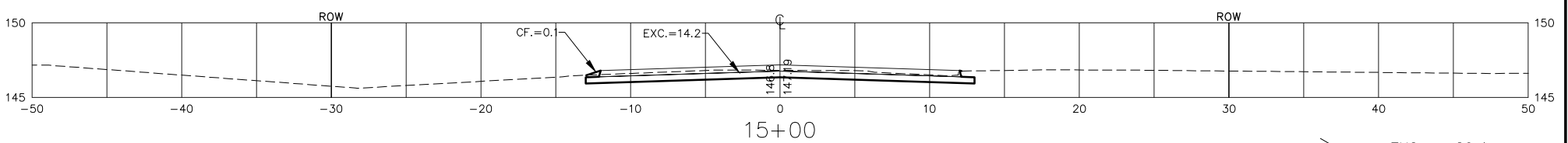
50'

EXC = 23.1
LF = 0.0
CF = 1.2
MF = 0.0



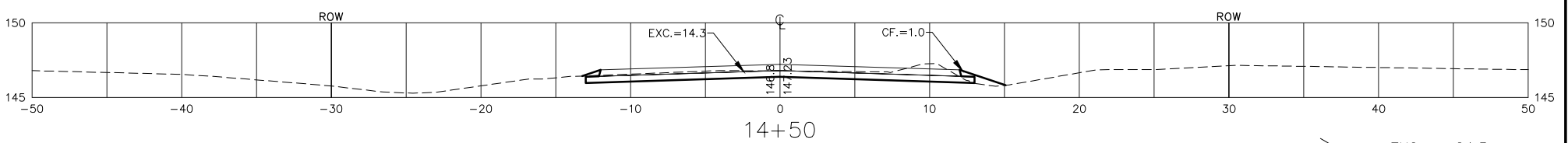
50'

EXC = 25.3
LF = 0.0
CF = 0.5
MF = 0.0



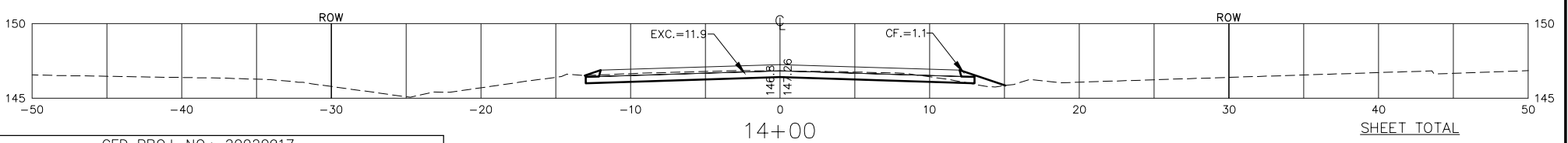
50'

EXC = 26.4
LF = 0.0
CF = 1.1
MF = 0.0



50'

EXC = 24.3
LF = 0.0
CF = 1.9
MF = 0.0



SHEET TOTAL
EXCAVATION = 126.9
LOOSE FILL = 0.0
COMPACTED FILL = 10.5
MANIPULATED FILL = 0.0
DELAWARE AVE.