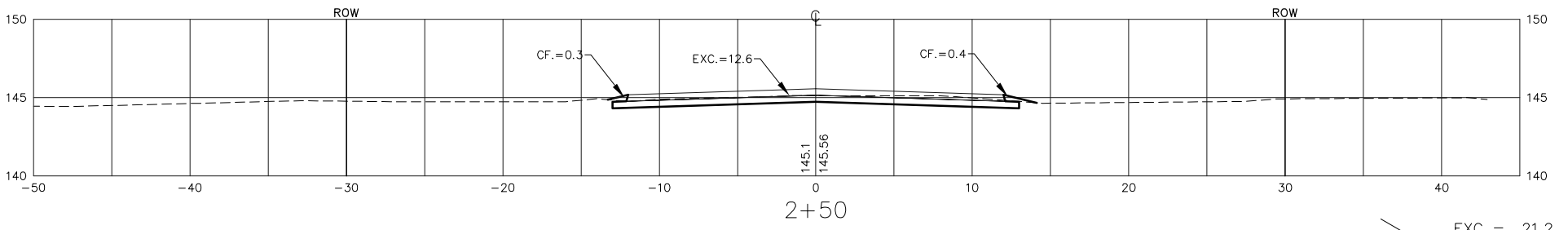
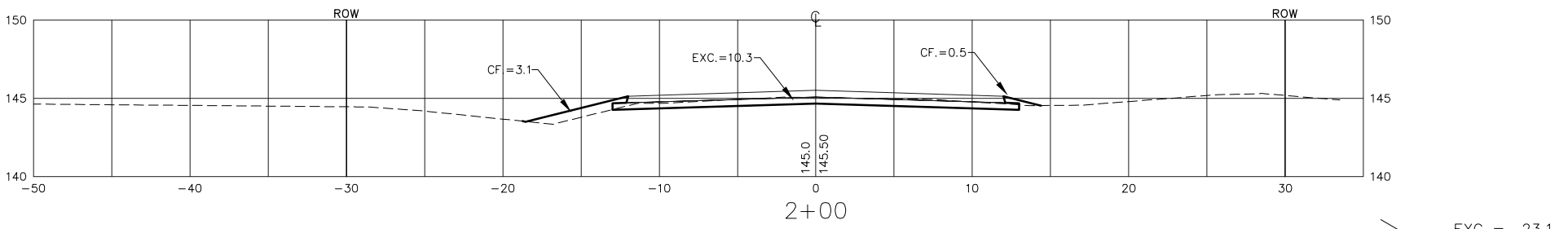


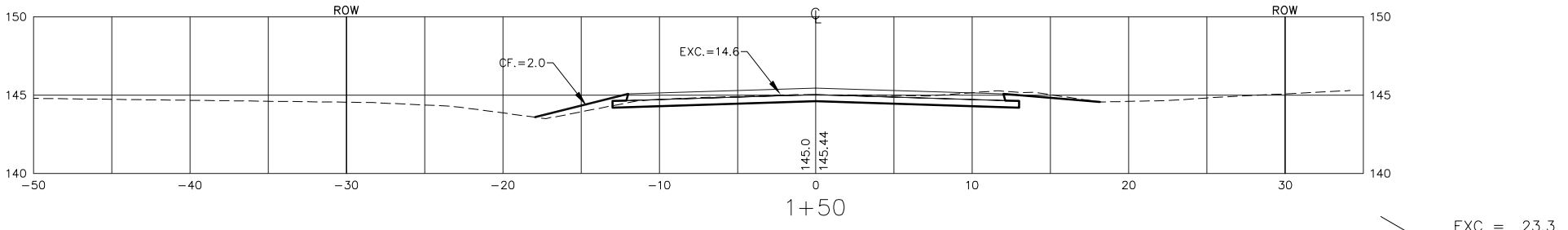
50' > EXC = 24.7  
 LF = 0.0  
 CF = 1.7  
 MF = 0.0



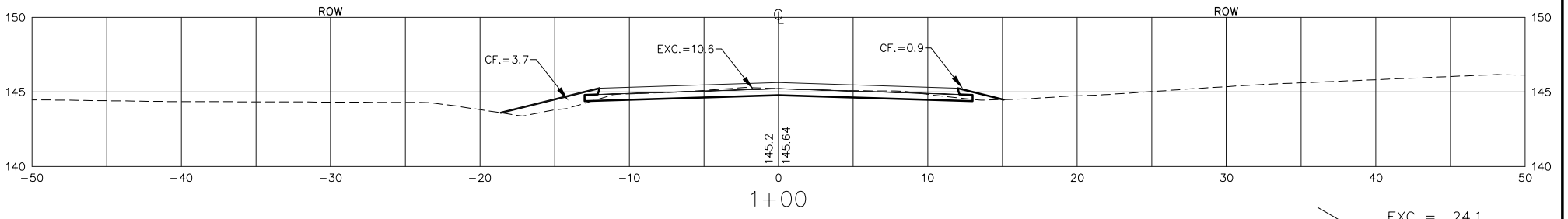
50' > EXC = 21.2  
 LF = 0.0  
 CF = 4.0  
 MF = 0.0



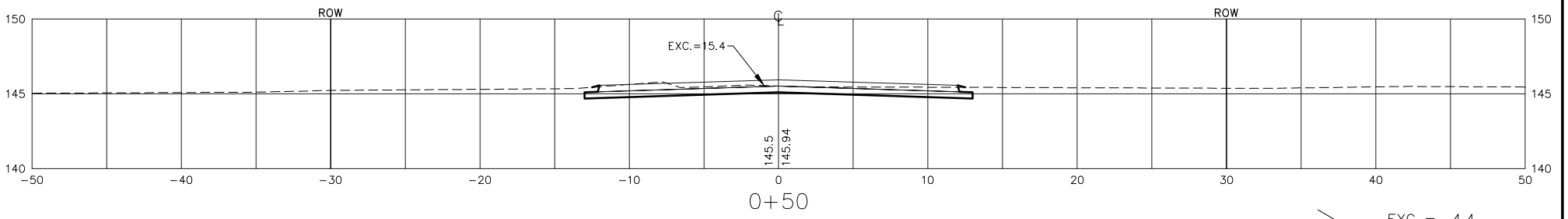
50' > EXC = 23.1  
 LF = 0.0  
 CF = 5.2  
 MF = 0.0



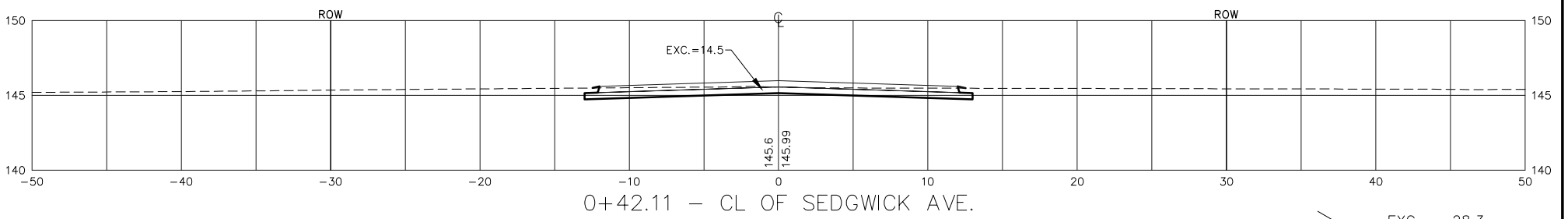
50' > EXC = 23.3  
 LF = 0.0  
 CF = 6.1  
 MF = 0.0



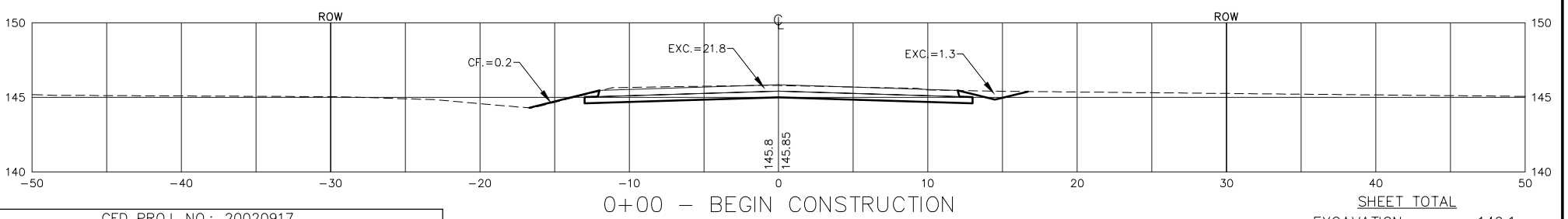
50' > EXC = 24.1  
 LF = 0.0  
 CF = 4.3  
 MF = 0.0



7.89' > EXC = 4.4  
 LF = 0.0  
 CF = 0.0  
 MF = 0.0



42.11' > EXC = 28.3  
 LF = 0.0  
 CF = 0.2  
 MF = 0.0



SHEET TOTAL  
 EXCAVATION = 149.1  
 LOOSE FILL = 0.0  
 COMPACTED FILL = 22.5  
 MANIPULATED FILL = 0.0

54TH STREET N.

CED PROJ. NO.: 20020917

**CERTIFIED ENGINEERING DESIGN, P.A.**



810 WEST DOUGLAS, SUITE C  
 WICHITA, KANSAS 67203  
 PH: (316) 262-8808  
 FAX: (316) 262-1669

SHEET 60  
 TOTAL 74