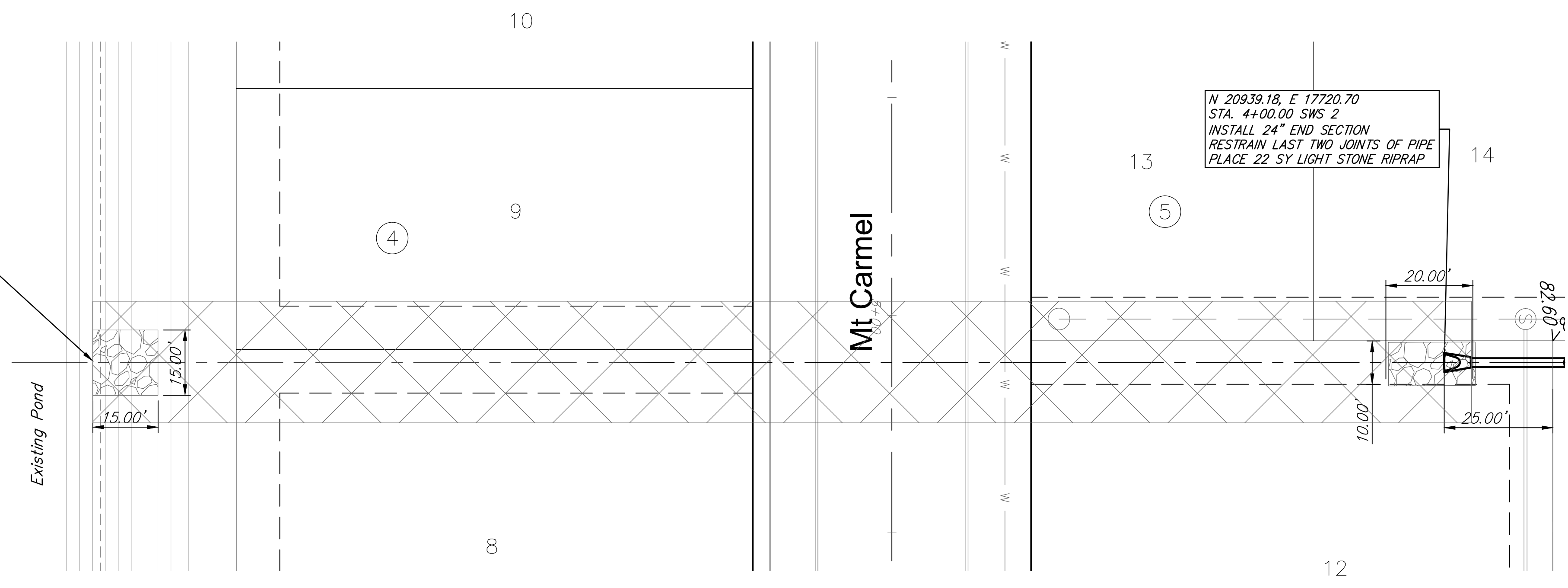

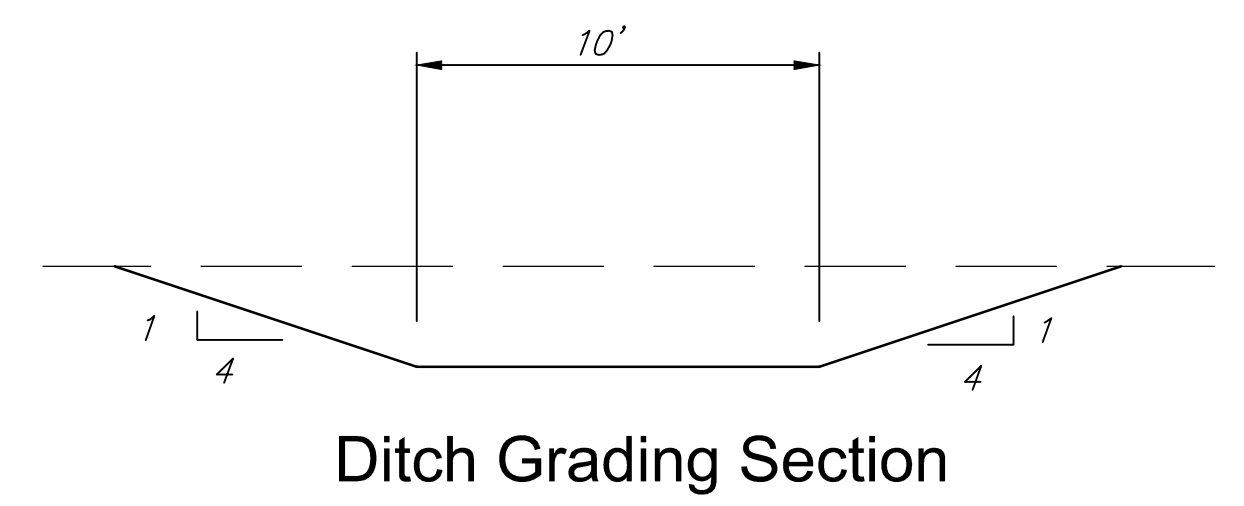


STA 0+90 TO 1+05
PLACE 25 SY LIGHT STONE RIPRAP



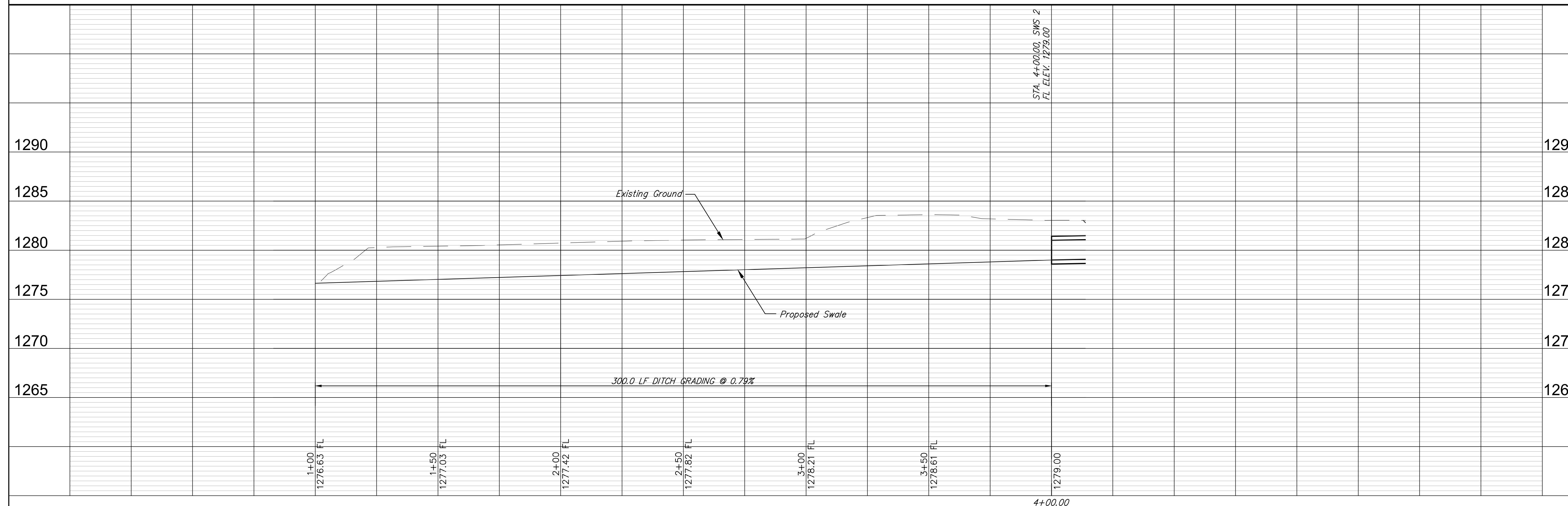
N 20939.18, E 17720.70
STA. 4+00.00 SWS 2
INSTALL 24" END SECTION
RESTRAIN LAST TWO JOINTS OF PIPE
PLACE 22 SY LIGHT STONE RIPRAP



SWS Line 2 Outlet Channel Grading Quantities:

Area	Cut (Cu. Yd.)	Fill (Cu. Yd.)
Channel Earthwork	1173	1

Legacy 3rd Addition



RUGGLES & BOHM
PROFESSIONAL ENGINEERS / LANDSCAPE ARCHITECTS / SURVEYORS
1425 W. 17TH ST. SUITE 100 | WICHITA, KS 67203 | PHONE: 316.261.1111 | FAX: 316.261.1112

REVIEW	DATE
EJC	Dec. 1, 2014

DESIGN	DRAWN
EJC	EJC

PROJECT NUMBER	DRAWING FILE
1290	Eng Base [SWS 1]

**PAVING IMPROVEMENTS
SWS LINE 1
WICHITA, KANSAS**

RB JOB	4135E
SHEET	14
OF	32