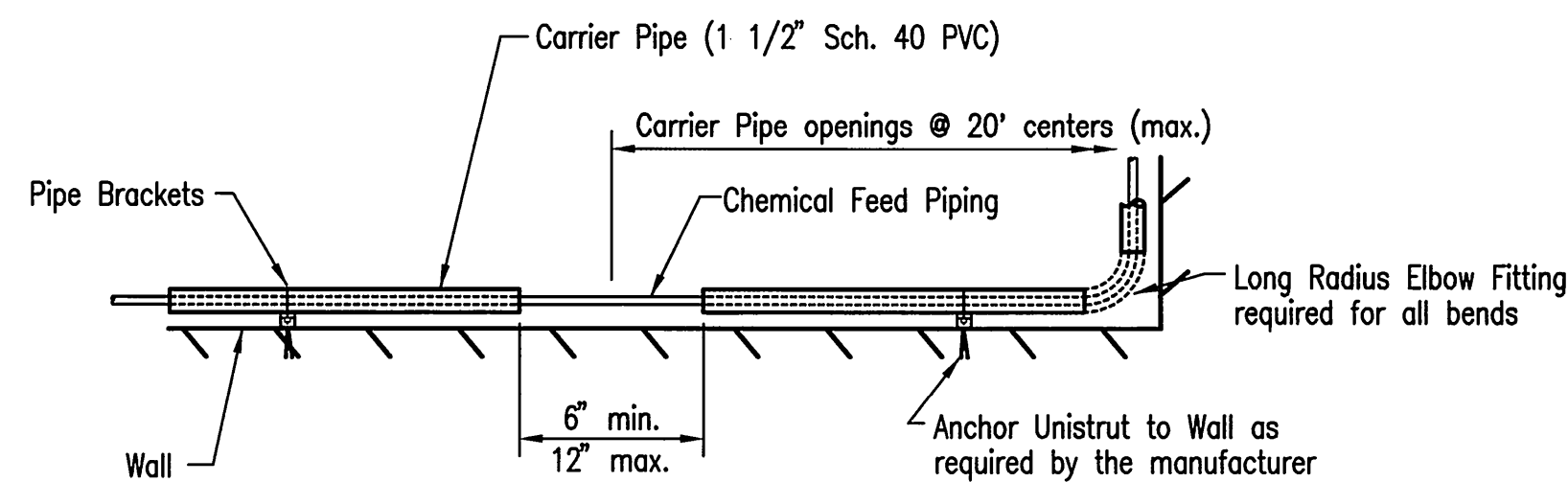
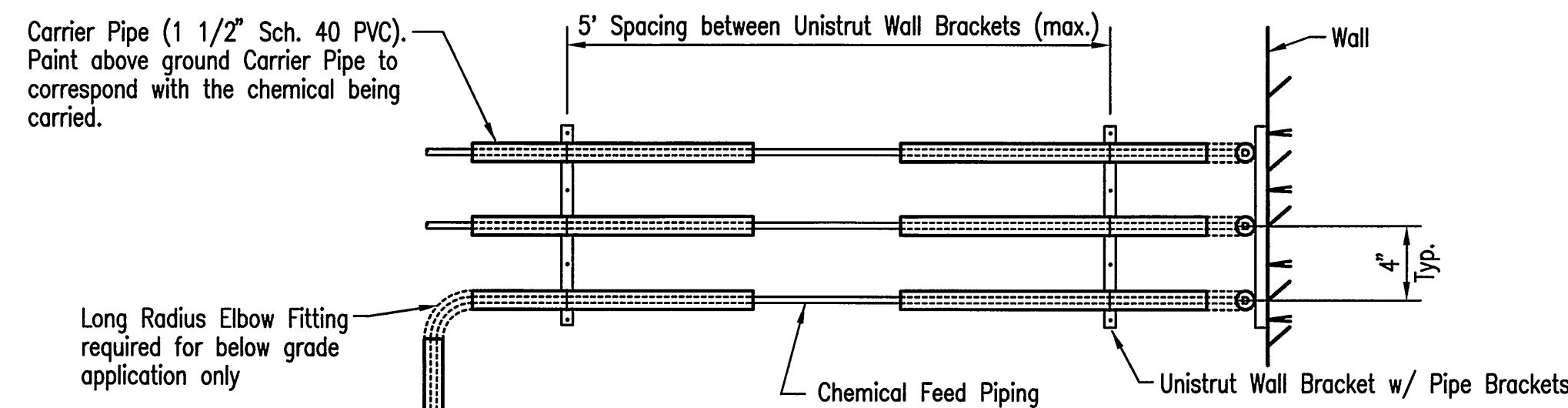


**SAMPLE TAP DETAIL**  
NOT TO SCALE

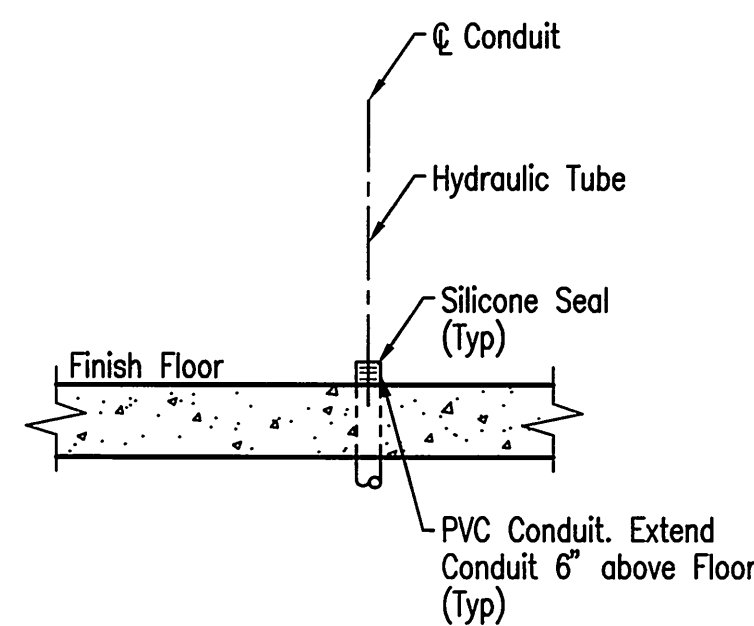


**SECTION**  
NOT TO SCALE



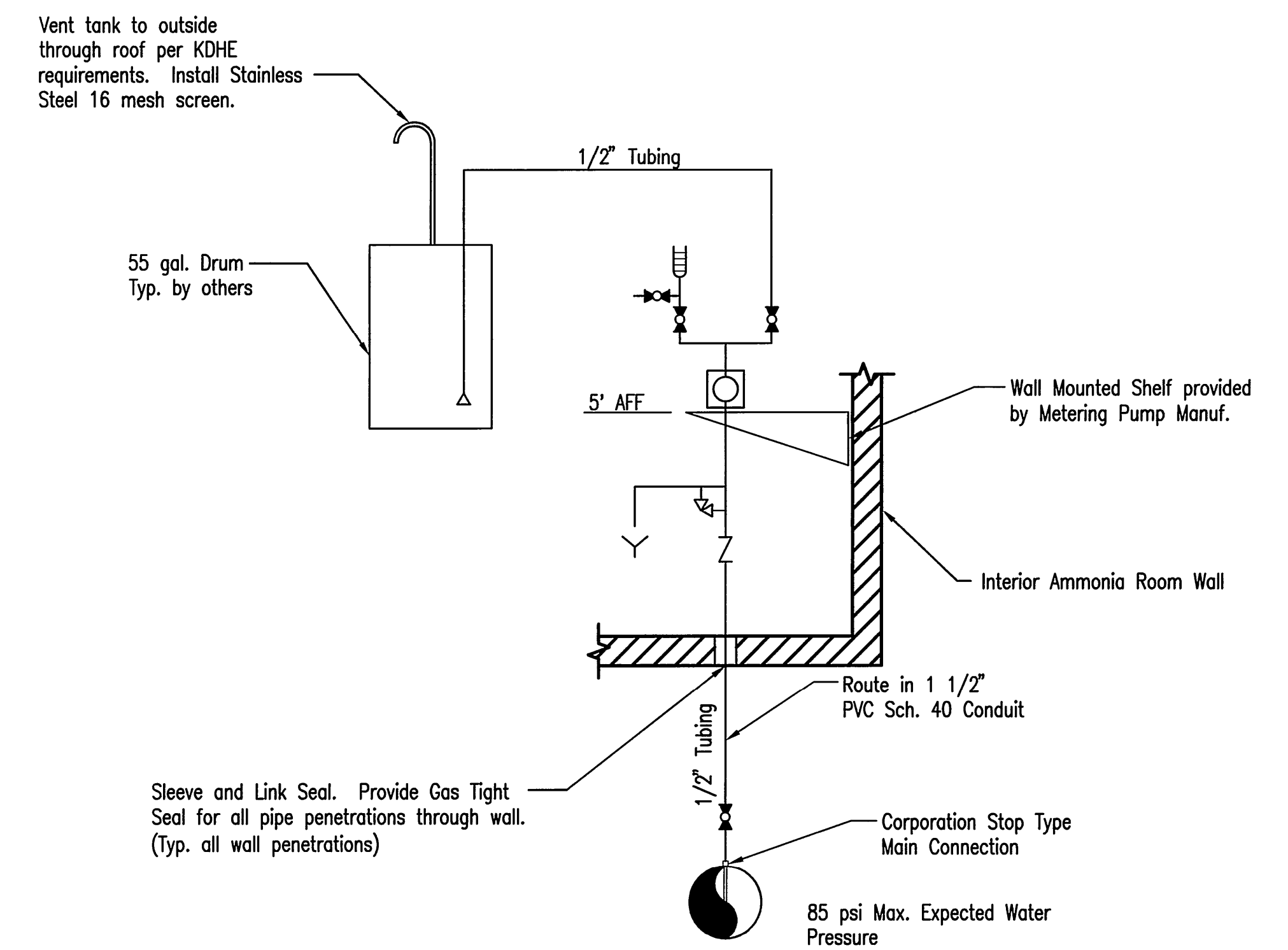
**ELEVATION**

**CHEMICAL FEED CARRIER PIPE DETAIL**  
NOT TO SCALE



**CONDUIT PENETRATION DETAIL**  
No Scale

- LEGEND**
- PROPOSED STRUCTURE WALL
  - BALL VALVE
  - CHECK VALVE
  - DIRECTION OF FLOW
  - PROPOSED PIPING
  - AM- AMMONIA FEED (Ref. Schematic this sheet)
  - AmF AMMONIA FEED (Ref. Schematic this sheet)



**AMMONIA FEED SCHEMATIC** AmF

Sheet 07\_08-2013 8:20:51 AM by CMU  
 Plot Scale 1:1 07-31-2013 8:56:04 AM by GARY MAI  
 C:\2011\1123\1123-PS4 Chemical Schematics2

	Revision		By	Date
	SEDGWICK COUNTY RURAL WATER DISTRICT #1 WATER DISTRIBUTION SYSTEM IMPROVEMENTS <b>CHEMICAL SCHEMATIC          AND MISCELLANEOUS DETAILS</b> GARY JANZEN, P.E. - CITY ENGINEER CITY OF WICHITA PROJECT NO. 448-90565			
		PROFESSIONAL ENGINEERING CONSULTANTS, P.A. 303 SOUTH TOPEKA WICHITA, KS 67202 316-262-2691 www.pec1.com		
Designed by	SCU	Job No.	34-11123	Sht. PS4 of 24
Drawn by	CAE	Date	JULY 2013	