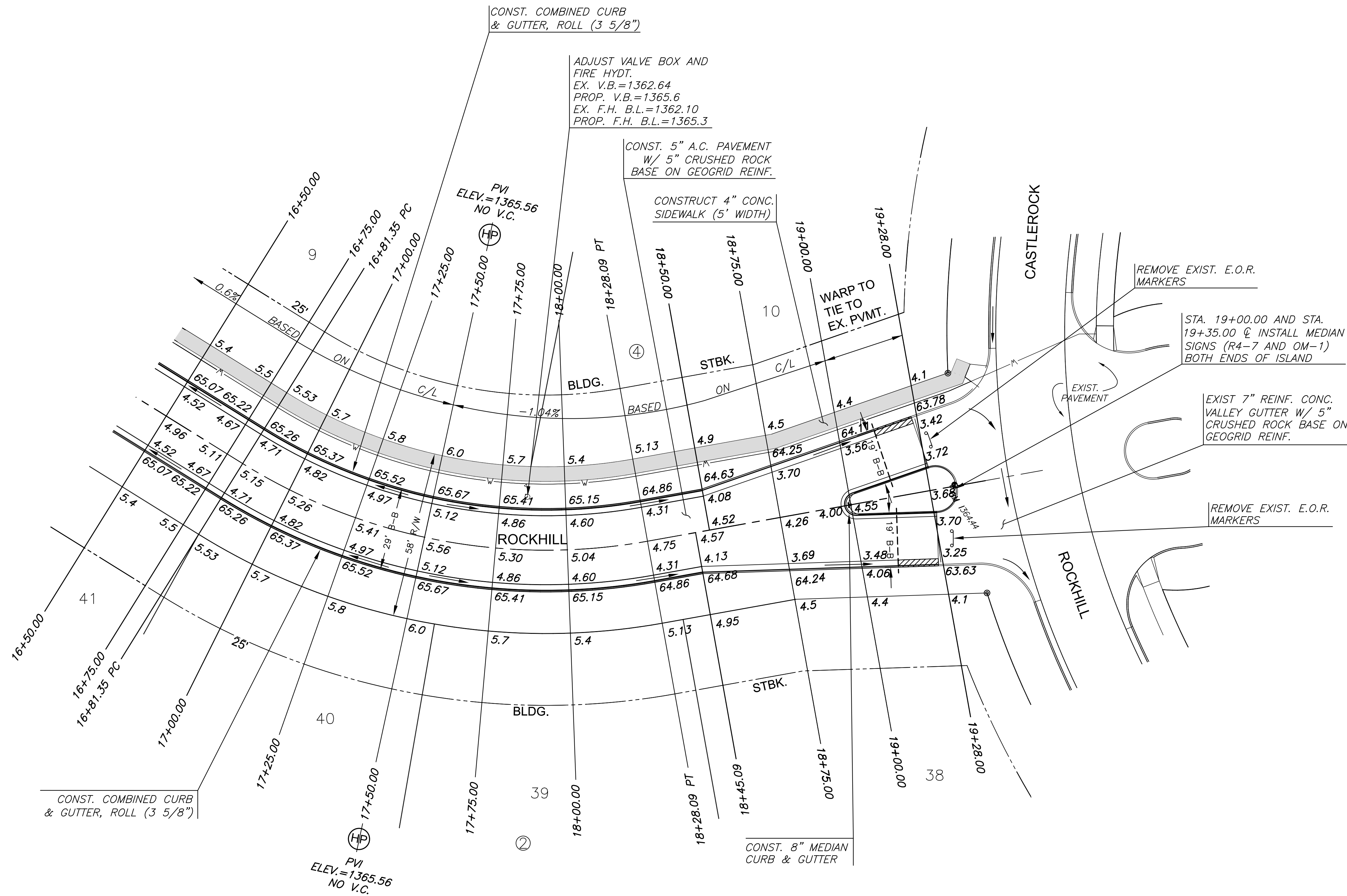


PLOTTED: Thursday, January 15, 2015 10:41:28 AM


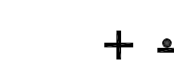
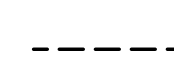
PAVING & INCIDENTAL DRAINAGE FOR
KRUG SOUTH ADDITION
PHASE 4

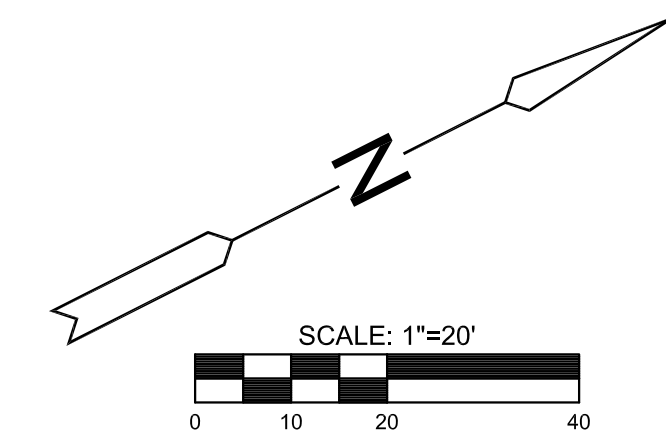


NOTE:
TOP OF CURB ELEVATIONS SHOWN ARE FOR FULL CURB. CONSTRUCT CURB AND GUTTER AS NOTED.

SIDEWALK NOTES:
SIDEWALKS SHALL NOT EXCEED 5% SLOPE OR EXCEED A 2% GROSS SLOPE. PLACE JOINTS APPROXIMATELY EVERY 5'-0".

LEGEND

-  10' CURB TRANSITION
-  STREET SIGN
-  INSTALL 6" SLEEVE 30" DEPTH MIN. 2' BEHIND CURB STAMP TOP OF CURB "S"



©2014 MKEC Engineering All Rights Reserved www.mkec.com
These drawings and their contents, including, but not limited to, all concepts, designs, & ideas are the exclusive property of MKEC Engineering (MKEC), and may not be used or reproduced in any way without the express consent of MKEC.

PAVING PLAN

PROJECT NO.	472-85057	
DATE	JAN. 2015	
SCALE	AS SHOWN	
DESIGNED	DRAWN	CHECKED
JTC	NRF	JTC
NO.	REVISION	DATE

SHEET NO.

J:\CIVIL\2015\DWG\CIVIL\DWG\PAVING\PHASE 4\062015.PDF