

STATE	PROJECT NO.	YEAR	SHEET NO.	TOTAL SHEETS
KANSAS	472-84780	2015	75	227

THE GENERAL NOTES:

THE GENERAL NOTES, REMOVAL NOTES AND NOTES ON THE PLAN SHEETS HAVE BEEN GENERALLY WRITTEN IN THE IMPERATIVE MOOD. THE SUBJECT 'THE CONTRACTOR' IS IMPLIED. ALSO IMPLIED IN THIS LANGUAGE ARE 'SHALL', 'SHALL BE', OR SIMILAR WORDS OR PHRASES. THE WORD 'WILL' GENERALLY PERTAINS TO DECISIONS OR ACTIONS OF THE KANSAS DEPARTMENT OF TRANSPORTATION (KDOT).

ALL WIRING AND WIRING METHODS SHALL COMPLY WITH THE MOST CURRENT NATIONAL ELECTRIC CODE STANDARDS, ANY CHANGES TO THESE STANDARDS SHALL BE APPROVED BY THE AUTHORITY HAVING JURISDICTION.

LOCATE ALL EXISTING UTILITIES PRIOR TO BEGINNING WORK.

GROUND ALL METAL PARTS OF SWITCHES, CASES, POLES AND CONDUIT USED ABOVE GROUND WITH A NO. 6 BARE WIRE.

PROVIDE INSPECTION OF EACH TOWER BY A FACTORY REPRESENTATIVE OF THE RAISE AND LOWER DEVICE PRIOR TO FINAL ACCEPTANCE OF THE PROJECT BY THE KANSAS DEPARTMENT OF TRANSPORTATION.

MAKE SPLICES IN THE INDUCT SECONDARY CABLE INSIDE OF TOWER BASES, POLE BASES AND JUNCTION BOXES. CONTACT THE BUREAU OF TRANSPORTATION SAFETY & TECHNOLOGY FOR APPROVAL OF OTHER SPLICE LOCATIONS.

A REPRESENTATIVE FROM THE KANSAS DEPARTMENT OF TRANSPORTATION'S REGIONAL MATERIALS LAB WILL VISUALLY INSPECT ALL TOWERS AND COMPLETE A TEST REPORT PRIOR TO ASSEMBLY.

PROVIDE WELD PROCEDURE NUMBERS FOR THE DIFFERENT TYPES OF WELDS ON THE SHOP DRAWINGS FOR LIGHTING TOWERS. INCLUDE THE KDOT LAB NUMBER UNDER WHICH THESE WELD PROCEDURES HAVE BEEN APPROVED.

OZ EXPANSION JOINTS SHALL BE INSTALLED IN THE CONDUIT RUNS AT ALL BRIDGE EXPANSION JOINTS.

FURNISH AND INSTALL LIGHTING EQUIPMENT, INCLUDING TOWERS, CONCRETE BASES FOR TOWERS, ANCHOR BOLTS, LUMINAIRES, LAMPS, WIRING, CONDUIT, CONDUIT FITTINGS, SUPPORTS, INTERCONNECTIONS, GROUND RODS, AND ALL INCIDENTALS NECESSARY FOR THE COMPLETE INSTALLATION WITHIN THE LIMITS SHOWN ON THE PLANS. FURNISH AND INSTALL ALL EQUIPMENT NECESSARY FOR SATISFACTORY OPERATION, WHETHER SPECIFICALLY MENTIONED OR NOT.

PLOW OR TRENCH AND BACKFILL UNDERGROUND CONDUCTOR INDUCT APPROXIMATELY 3 FT. BELOW GROUNDLINE. BACKFILL IN ALL AREAS SHALL BE FREE OF RUBBLE AND ROCK.

FINAL LOCATION FOR ENCLOSURE INSTALLATION(S) IS/ARE TO BE DETERMINED BY THE ENGINEER IN CHARGE. POSITION THE ENCLOSURE(S) SO THAT THE PHOTOCCELL(S) IS/ARE POINTED DUE NORTH.

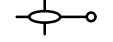
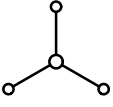
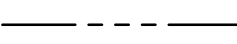
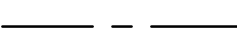




THE FOLLOWING COMPANIES HAVE A RAISE AND LOWERING DEVICE THAT HAS BEEN ACCEPTED BY THE KANSAS DEPARTMENT OF TRANSPORTATION: AMERICAN HIGH MAST, EAGLE HIGH MAST LIGHTING CO., CAROLINA HIGH MAST, HOLOPHANE, METROLUX AND STRATUS. ADDITIONAL COMPANIES DESIRING APPROVAL BY THE KDOT MUST INSTALL ONE RAISE AND LOWERING DEVICE ON A POLE PROVIDED BY THE KDOT IN TOPEKA, OR ON ANOTHER POLE AS APPROVED. THE INSTALLATION WILL BE REVIEWED AND TESTED BY KDOT PRIOR TO APPROVAL ON THIS PROJECT. ALL ASSOCIATED COSTS WILL BE THE RESPONSIBILITY OF THE MANUFACTURERS/CONTRACTORS.

THE FOLLOWING COMPANIES HAVE SCREW-IN LIGHT POLE FOUNDATIONS THAT HAVE BEEN ACCEPTED BY THE KANSAS DEPARTMENT OF TRANSPORTATION : A.B. CHANCE COMPANY AND J.H. BOTTS, INC. ADDITIONAL COMPANIES DESIRING APPROVAL BY KDOT MUST SUBMIT DESIGN COMPUTATIONS AND CATALOG CUTS TO THE KANSAS DEPARTMENT OF TRANSPORTATION, BUREAU OF TRANSPORTATION SAFETY & TECHNOLOGY, EISENHOWER BUILDING, 700 SW HARRISON, 6TH FLOOR, TOPEKA, KS 66603-3754.

DUE TO SOIL CONDITIONS IN ALL OR PART OF THE FOLLOWING COUNTIES, SCREW-IN LIGHT POLE FOUNDATIONS MAY ONLY BE USED FOR ROADWAY LIGHTING UPON APPROVAL BY THE KANSAS DEPARTMENT OF TRANSPORTATION, BUREAU OF TRANSPORTATION SAFETY & TECHNOLOGY: BOURBON, CRAWFORD, CHEROKEE, LABETTE, MEADE, CLARK, COMANCHE, KIOWA, BARBER, HARPER, AND KINGMAN. SCREW-IN FOUNDATIONS SHALL NOT BE INSTALLED IN DISTRICT ONE.

ALL ATTACHMENTS TO BRIDGES SHALL HAVE A HIGHWAY RIGHT OF WAY PERMIT (DOT304) AND UTILITY ATTACHMENT PERMIT (DOT 310) APPROVED BEFORE WORK BEGINS, IN ACCORDANCE WITH CURRENT KANSAS DEPARTMENT OF TRANSPORTATION UTILITY ACCOMMODATION POLICY.

**LEGEND**

	—————	STANDARD AND LUMINAIRE TO BE INSTALLED
	—————	TOWER AND LUMINAIRE TO BE INSTALLED
	—————	2/C CONDUCTOR (IN DUCT) TO BE INSTALLED
	—————	3" SCHEDULE 80 PVC TO BE INSTALLED
	—————	ENCLOSURE TO BE INSTALLED
	—————	JUNCTION BOX TO BE INSTALLED
	—————	SERVICE POLE TO BE INSTALLED
	—————	EXISTING POWER POLE

3	6/24/14	Chg'd Trench/Backfill from 2' to 3'	C.E.	B.D.G.
2	5/1/13	Fixed Type's	C.E.	B.D.G.
1	12/28/11	Fixed Type	C.E.	B.D.G.
NO.	DATE	REVISIONS	BY	APP'D

KANSAS DEPARTMENT OF TRANSPORTATION			
GENERAL NOTES			
TE200b			
FHWA APPROVAL		APP'D	
DESIGNED	C.E. DETAILED	C.E. QUANTITIES	TRACED
DESIGN CK.	B.D.G. DETAIL CK.	B.D.G. QUAN. CK.	TRACE CK.