STATE	PROJECT NO.	YEAR	SHEET NO.	TOTAL SHEETS
KANSAS	472-84780	2015	132	227

PERFORATED SQUARE STEEL TUBE (P.S.S.T.) POST SETUP

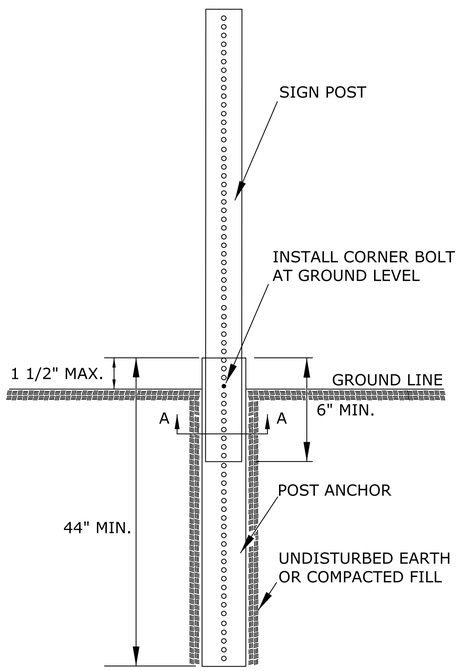

P.S.S.T. DETAIL

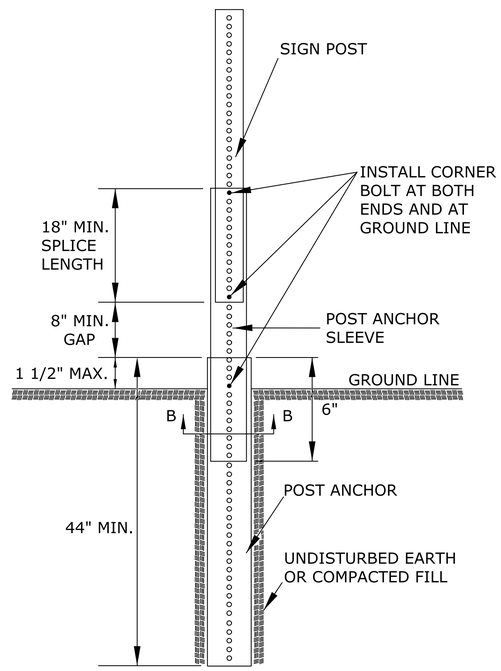

TELESCOPING P.S.S.T. DETAIL

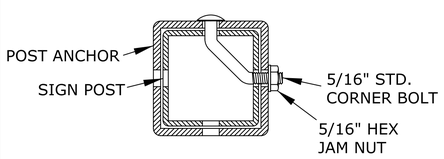

SECTION A-A

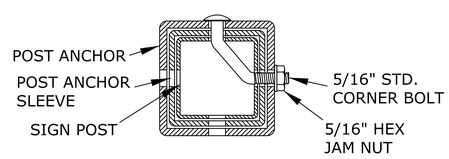

SECTION B-B

DETAILS FOR 2", 2 1/4", OR 2 1/2" SIGN POST

PLACE BOLTS IN THE SAME CORNER ALONG EACH SIGN POST.

WOOD POST SETUP

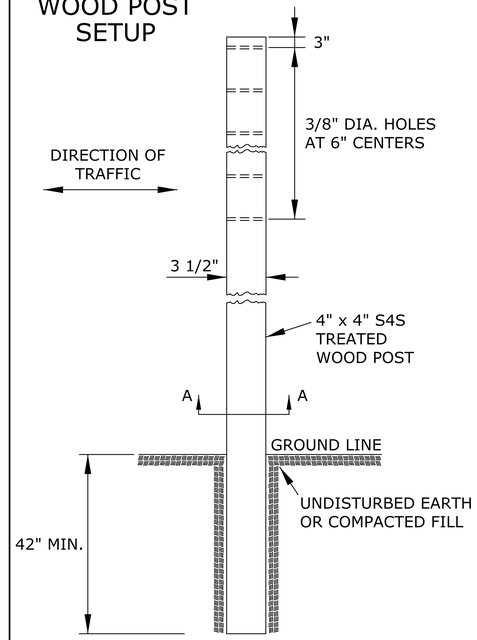

SIDE ELEVATION

4" X 4" WOOD POST IN SOIL

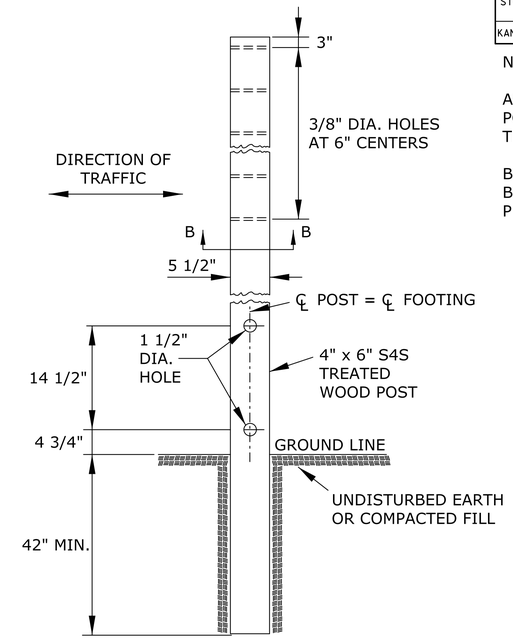

SIDE ELEVATION

4" X 6" WOOD POST IN SOIL

NOTES:

ALL SIGN MOUNTING HOLES IN THE WOOD POSTS SHALL BE DRILLED PRIOR TO TREATING.

BREAKAWAY HOLES AND FIELD CUTS SHALL BE TREATED IN ACCORDANCE WITH THE PRESERVATIVE TREATMENT SPECIFICATIONS.

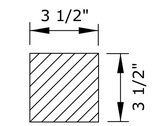

SECTION A-A

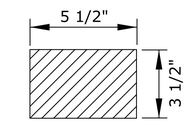

SECTION B-B

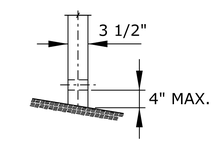

FRONT ELEVATION

3 LB/F U-CHANNEL SETUP

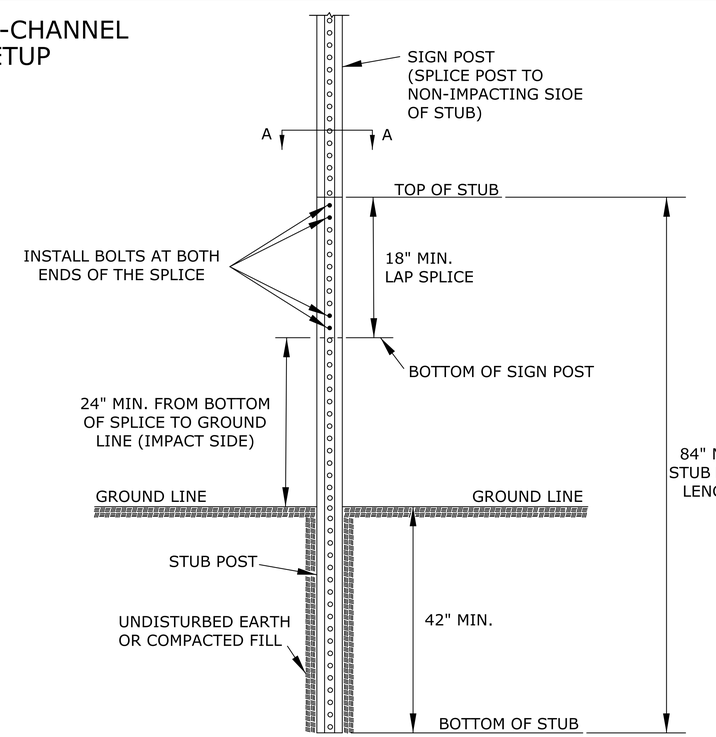

NOTES:

PLACE TWO BOLTS AT BOTH ENDS OF THE SPLICE THROUGH THE HOLES NEAREST THE ENDS OF THE SPLICE.

SPACERS WILL BE USED OVER THE BOLTS BETWEEN THE SPLICED PIECES OF U-CHANNEL. THREADED OR UNTHREADED SPACERS MAY BE USED. DO NOT SUBSTITUTE PIPE OR OTHER "ITEMS" FOR THE SPACERS.

SECTION A-A

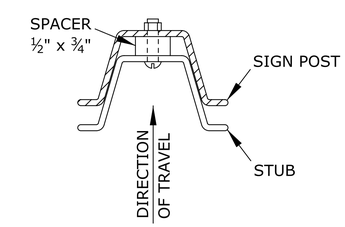

NO.	DATE	REVISIONS	BY	APP'D
3	10/16/12	Added Spacer Dimension, Removed PSST Note	J.A.M.	K.P.
2	10/4/11	Removed Washer On PSST Detail	J.A.M.	K.P.
1	6/1/10	Modified Post Anchor Sleeve Dimension	J.A.M.	A.A.A.

KANSAS DEPARTMENT OF TRANSPORTATION

APPROVED TEMPORARY POST SETUPS

TE712

FHWA APPROVAL		10/16/12	APP'D	Kristina Pyle	
DESIGNED	B.A.H.	DETAILED	B.A.H.	QUANTITIES	TRACED
DESIGN CK.		DETAIL CK.		QUAN. CK.	TRACE CK.

Sh. No. 132

Drawn By : drp
File : I:\2008\08807\001\Standards\08807-001 te712.dgn
Plotted : 16-JAN-2015 09:34