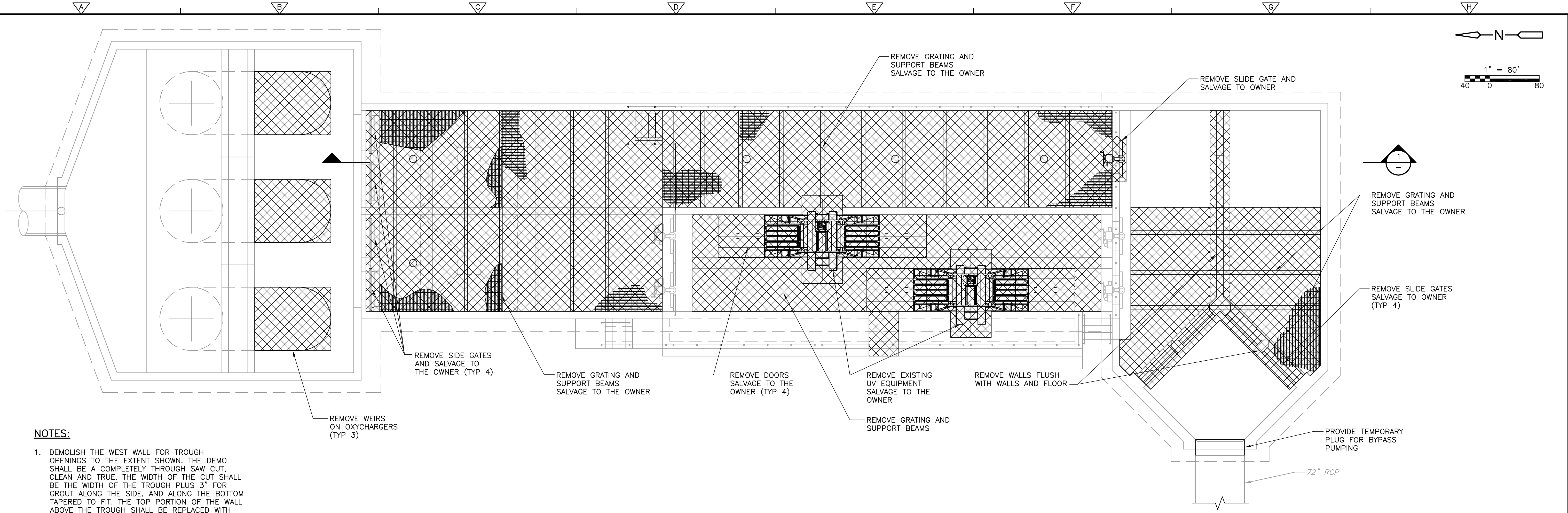


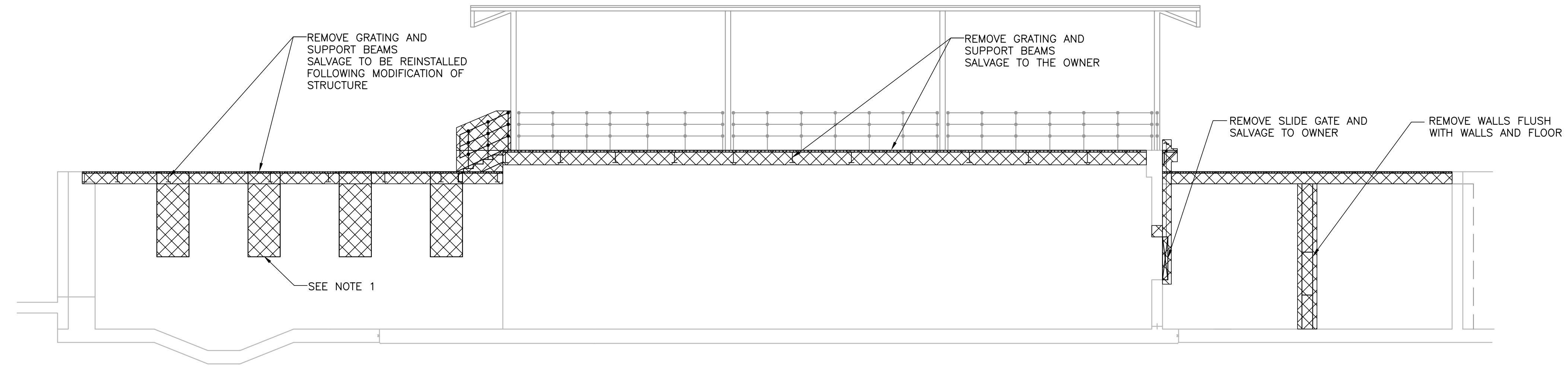
XREFS: [CDMS_2234_EUVDFPL100] Images: []
 Last saved by: REESEK Time: 4/15/2015 3:32:14 PM
 pw:\dcpwapp1\FW_XM1\2395\104609\04 Design Services NM_5%05 Process Mechanical\10 CADD\DMUVPL002.dwg
 © 2015 CDM SMITH ALL RIGHTS RESERVED.
 REUSE OF DOCUMENTS: THESE DOCUMENTS AND DESIGNS PROVIDED BY PROFESSIONAL SERVICE, INCORPORATED HEREIN, ARE THE PROPERTY OF CDM SMITH AND ARE NOT TO BE USED, IN WHOLE OR PART, FOR ANY OTHER PROJECT WITHOUT THE WRITTEN AUTHORIZATION OF CDM SMITH.



NOTES:

- DEMOLISH THE WEST WALL FOR TROUGH OPENINGS TO THE EXTENT SHOWN. THE DEMO SHALL BE A COMPLETELY THROUGH SAW CUT, CLEAN AND TRUE. THE WIDTH OF THE CUT SHALL BE THE WIDTH OF THE TROUGH PLUS 3" FOR GROUT ALONG THE SIDE, AND ALONG THE BOTTOM TAPERED TO FIT. THE TOP PORTION OF THE WALL ABOVE THE TROUGH SHALL BE REPLACED WITH NEW CONCRETE. NOT AS A PART OF THE DEMOLITION, IN PREPARATIONS FOR THE NEW CONCRETE, THIS TOPE PORTION SHALL BE MADE ROUGHENED BY 1" DEPTH x 3'-7" HEIGHT.

PLAN
SCALE: 1:80



SECTION 1
SCALE: 1:80


REV. NO.	DATE	DRWN	CHKD	REMARKS

DESIGNED BY: _____ X
 DRAWN BY: K. REESE
 SHEET CHK'D BY: _____ X
 CROSS CHK'D BY: _____ X
 APPROVED BY: _____ X
 DATE: APRIL 2015



CITY OF WICHITA, KANSAS
 WATER AND SEWER DEPARTMENT
SEWAGE TREATMENT PLANT NO.2 IMPROVMENTS
UV DISINFECTION

UV DISINFECTION BASIN
DEMOLITION PLAN



PROJECT NO. 2395-104609
 FILE NAME: DMUVPL002
 SHEET NO.
DM-2