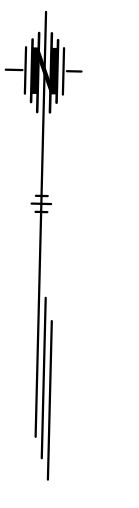
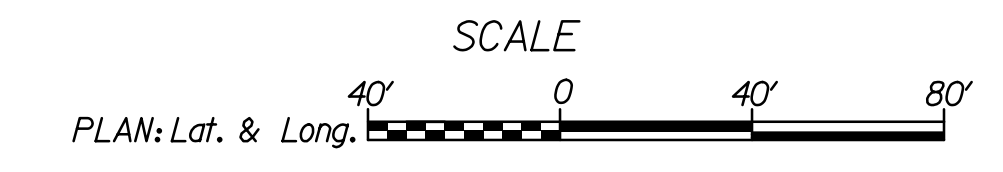
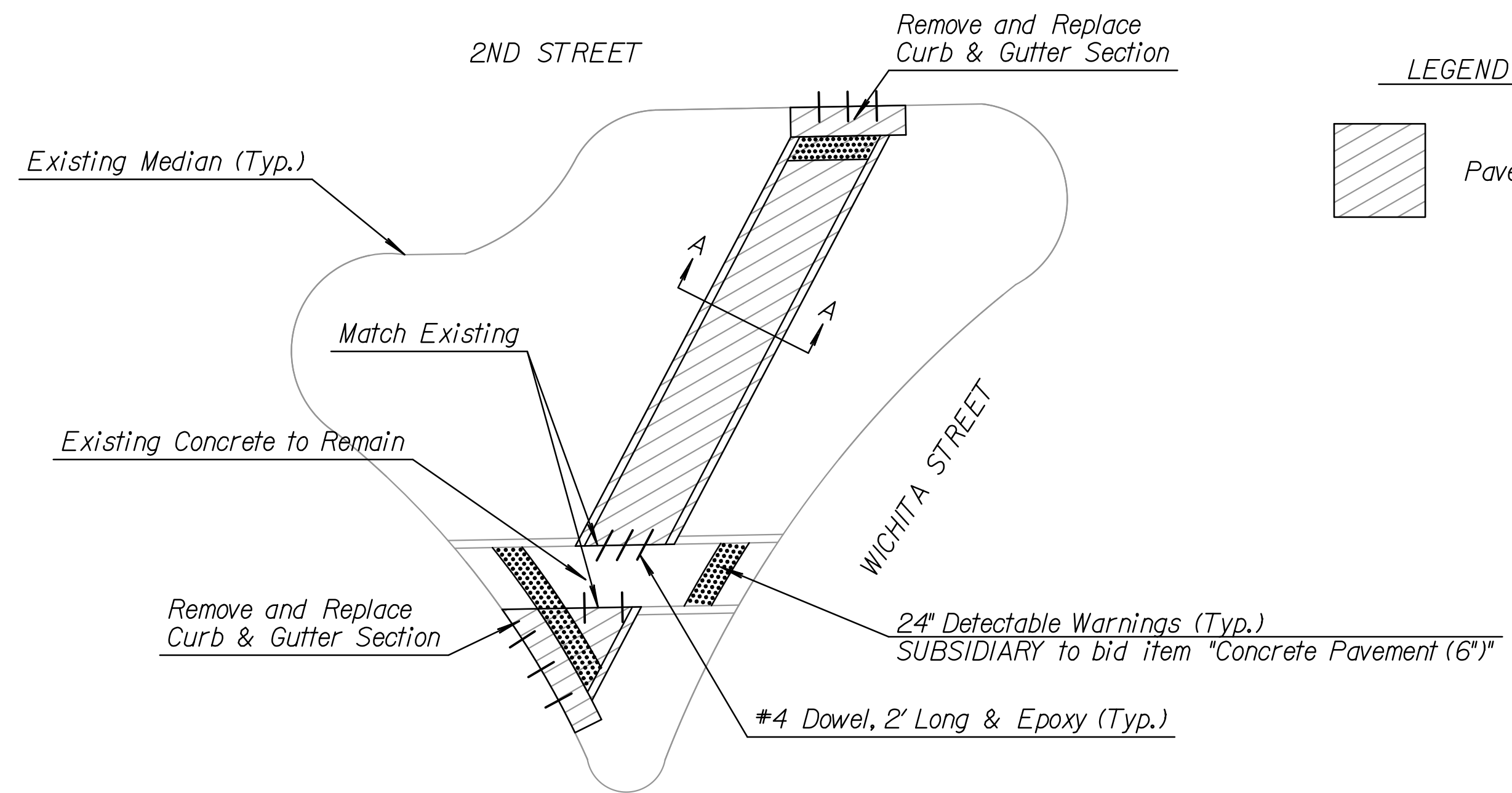


STATE	PROJECT NO.	YEAR	SHEET NO.	TOTAL SHEETS
KANSAS	87 TE-0396-01	2014	22	68

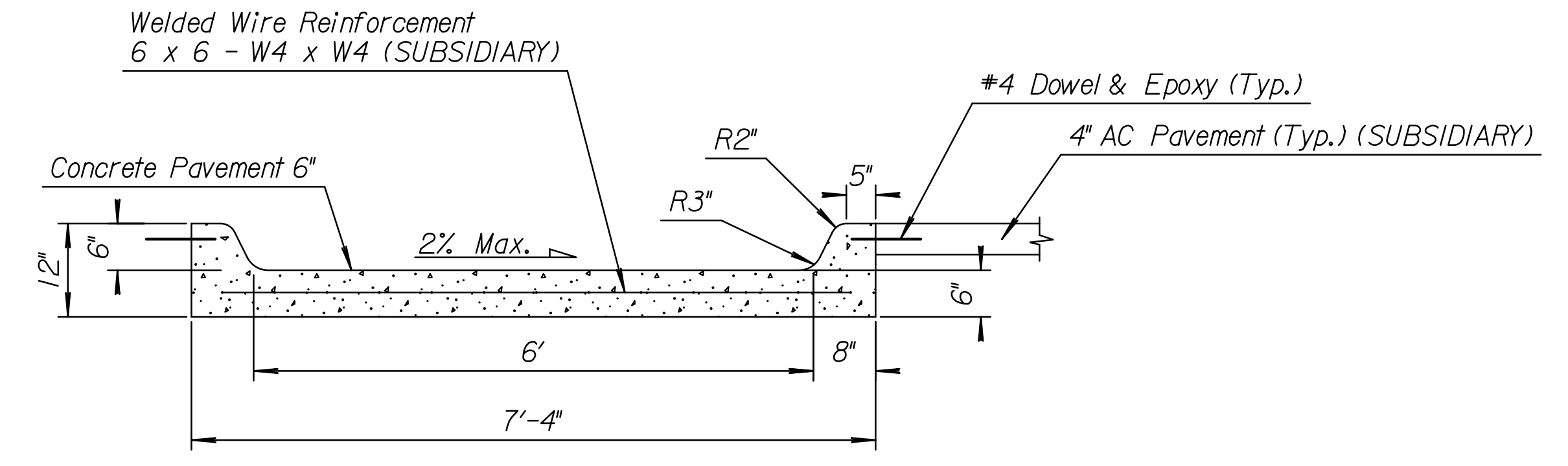
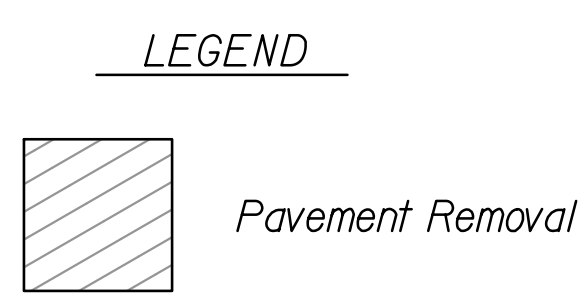


⊙ - Width = 20.0', for Parking Space Details  
See Sheet No. 57

DATE	
BY	
REFERENCES NOTED	
REFERENCES CHECKED	



PLAN VIEW  
For pavement markings, see sheet 18



SECTION A-A  
Not to Scale

2ND STREET & WICHITA STREET MEDIAN DETAIL

Median crossing shall be bid per square foot as per bid item "Concrete Pavement".  
Detectable warnings shall be SUBSIDIARY to the bid item "Concrete Pavement".  
All materials, labor and equipment necessary to complete this work shall be SUBSIDIARY to other items of the contract.

Pavement removal shall be bid per square yard as per bid item "Pavement Removed".

Construction joints shall be or planes of weakness shall be spaced at 6'-0" ctrs. or less.

Sawcuts shall be full depth and shall be SUBSIDIARY to other item of the contract.

Where proposed pavement abuts existing pavement, match existing elevations.

Approximate weight of welded wire reinforcement = 58lbs. per 100 sq. ft.

CITY OF WICHITA, KANSAS  
E. 2ND STREET  
PLAN SHEET  
STA. 596+00.00 TO STA. 600+45.02

Drawn By: ROAD  
Plotted: 8/14/2014  
File: G:\W113\0014\Road\C-PMK-S01-118.dgn