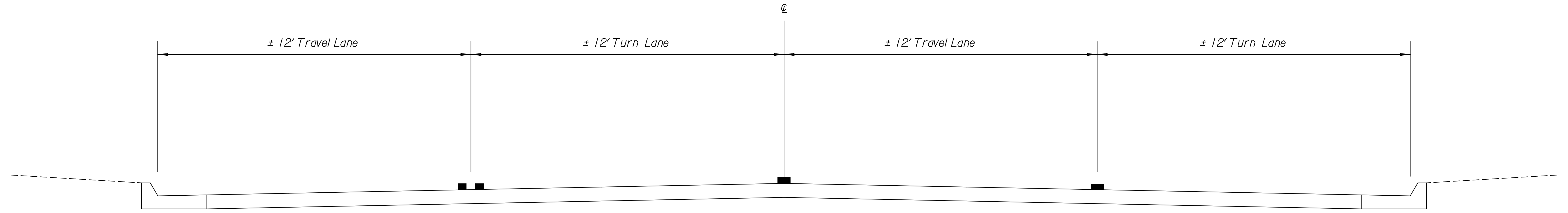
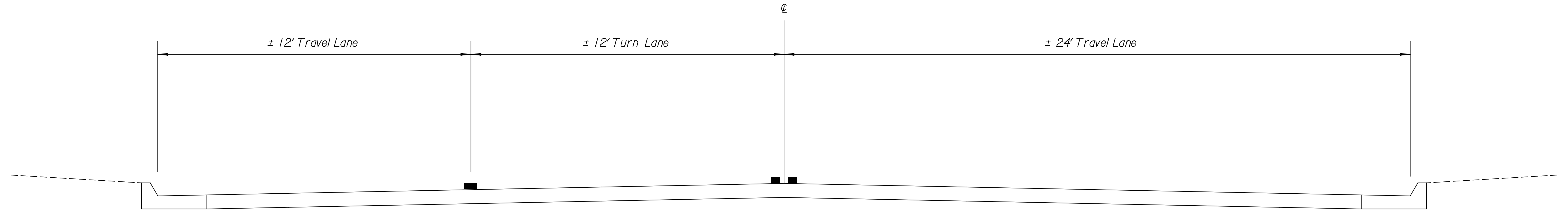


STATE	PROJECT NO.	YEAR	SHEET NO.	TOTAL SHEETS
KANSAS	87 TE-0396-01	2014	4	68

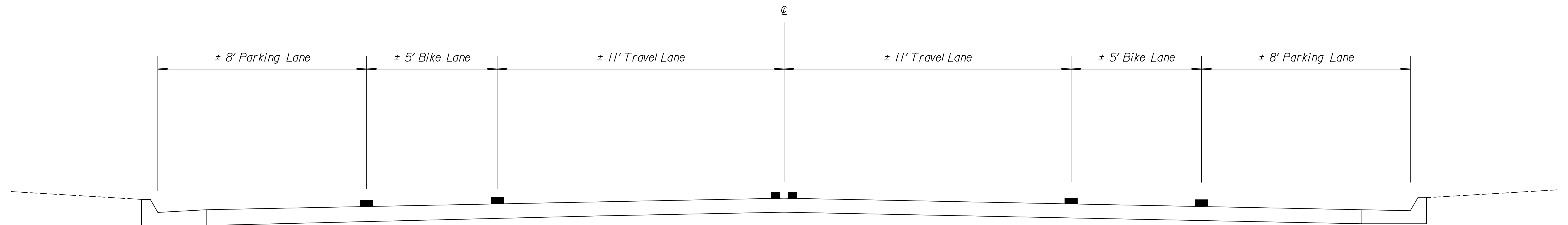
DATE	BY	REFERENCES NOTED	REFERENCES CHECKED



W. 2ND STREET TYPICAL SECTION  
 Dodge Avenue to Seneca Street  
 255+00.00 to 257+20.43



W. 2ND STREET TYPICAL SECTION  
 Seneca Street to Walnut Street  
 257+20.43 to 261+57.82



W. 2ND STREET TYPICAL SECTION  
 Walnut Street to McLean Boulevard  
 261+57.82 to 275+00.00

Sections shown are typical. See Plan Sheets for Variations.

CITY OF WICHITA, KANSAS  
 TYPICAL SECTIONS  
 W. 2ND STREET

Drawn By : ROAD  
 Plotted : 8/14/2014  
 File : G:\W113\0014\Road\C-TYP-S01-101.dgn