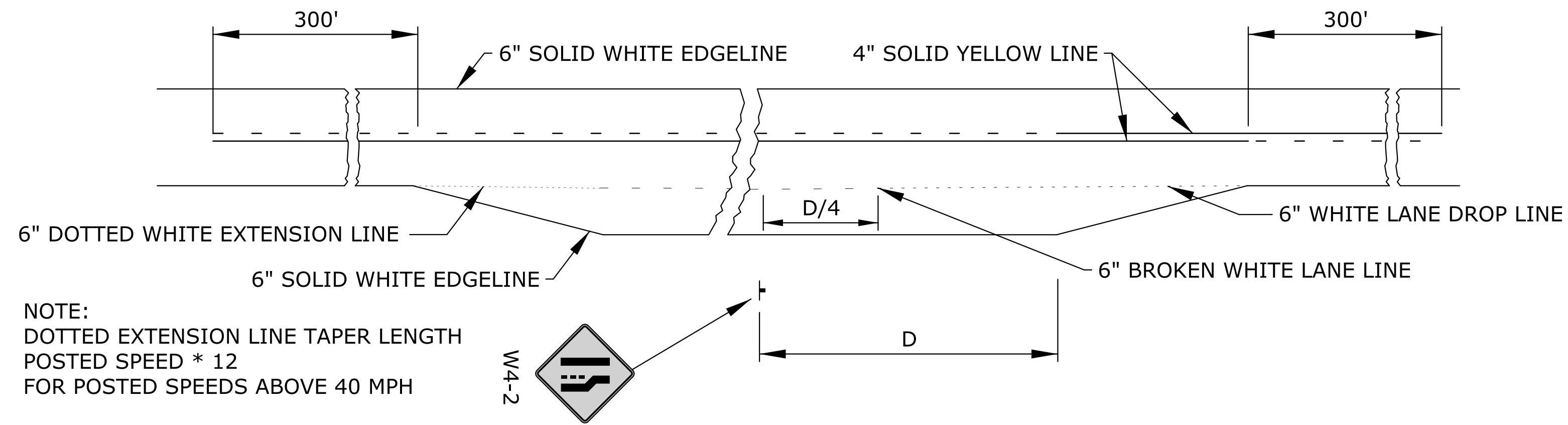


STATE	PROJECT NO.	YEAR	SHEET NO.	TOTAL SHEETS
KANSAS	87 TE-0396-01	2014	59	68

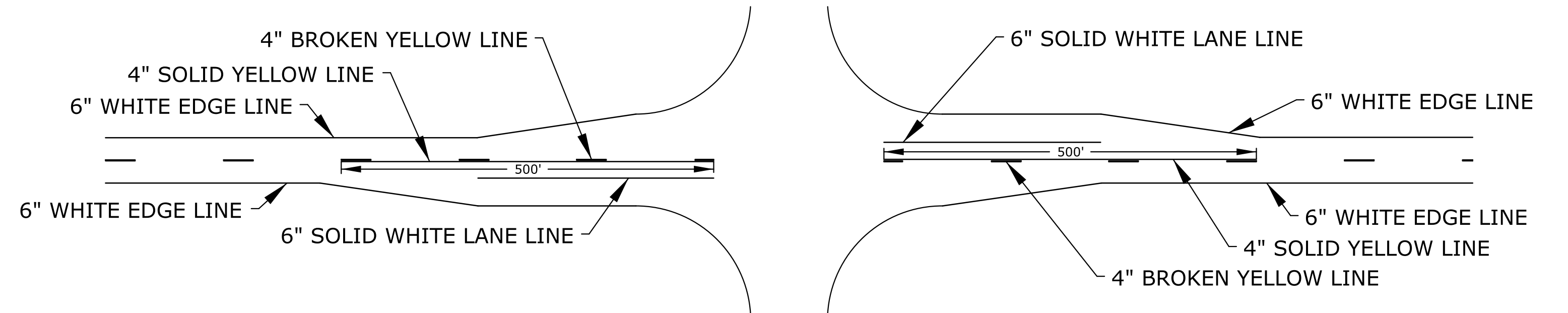
NOTE:
ALL PAVEMENT MARKINGS SHALL BE BROKEN AT CROSS ROADS.

FOR HIGHWAY JUNCTIONS THE NO PASSING ZONE WILL EXTEND 1000' FROM INTERSECTION.

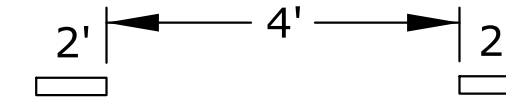


NOTE:
DOTTED EXTENSION LINE TAPER LENGTH
POSTED SPEED * 12
FOR POSTED SPEEDS ABOVE 40 MPH

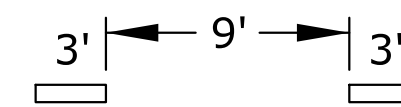
TYPICAL MARKING FOR AUXILIARY PASSING LANE



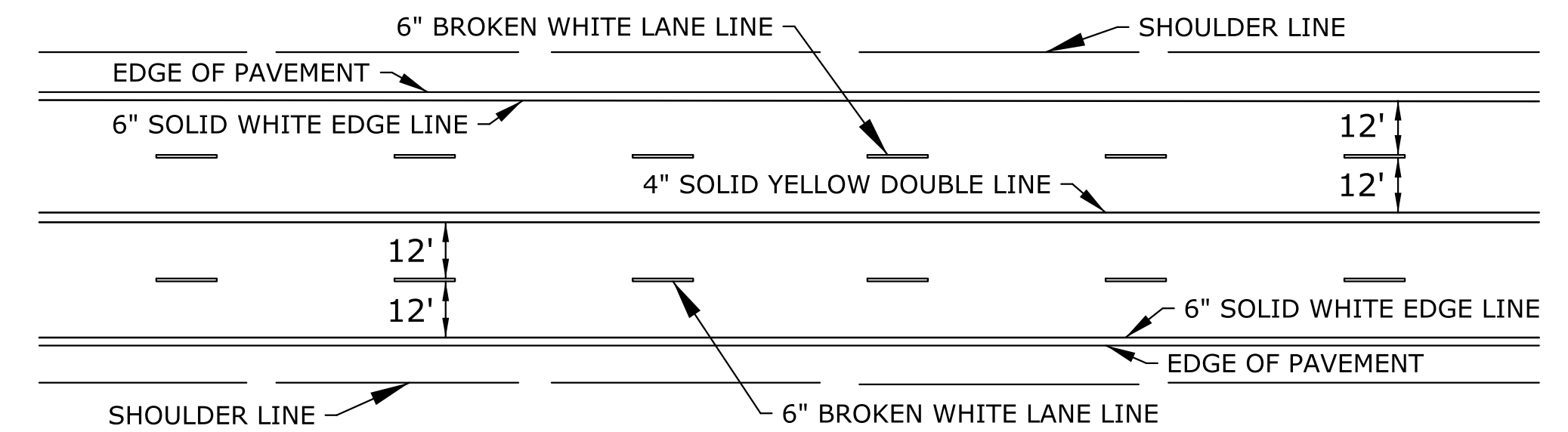
TYPICAL ROAD JUNCTION MARKINGS WITH BYPASS LANES



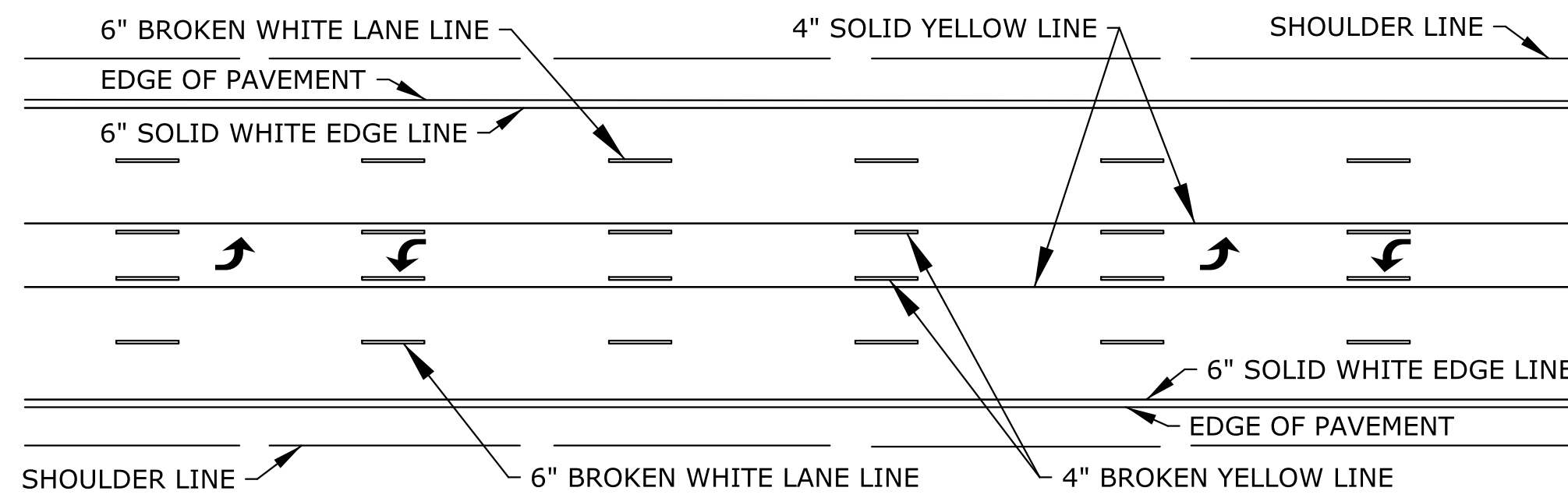
TYPICAL SPACING
FOR DOTTED EXTENSION
LINES, UNLESS OTHERWISE
NOTED ON PLANS.



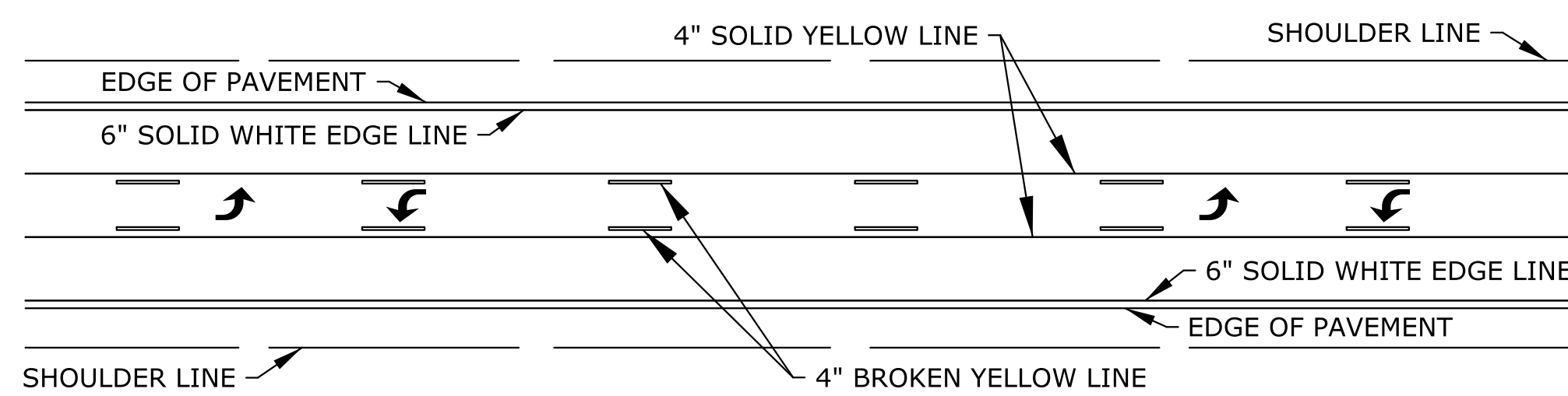
TYPICAL SPACING
FOR LANE DROP.
UNLESS OTHERWISE
NOTED ON PLANS.



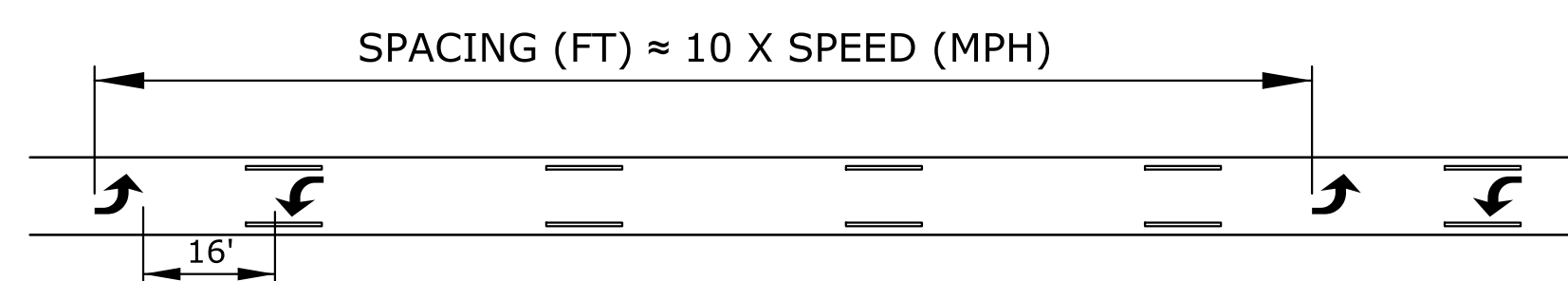
TYPICAL MARKINGS FOR FOUR LANE ROADWAY



TWO-WAY LEFT TURN DETAIL FOR FIVE LANE ROADWAY

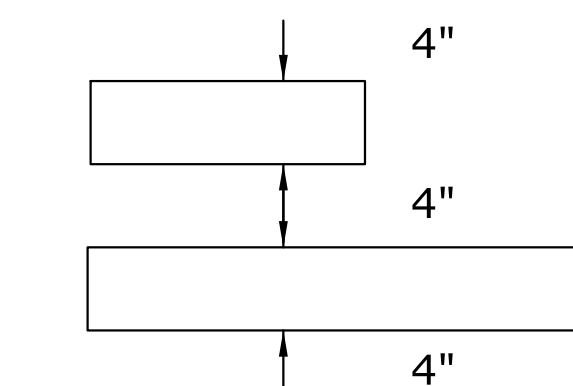


TWO-WAY LEFT TURN DETAIL FOR THREE LANE ROADWAY



TWO-WAY LEFT TURN ARROW SPACING DETAIL

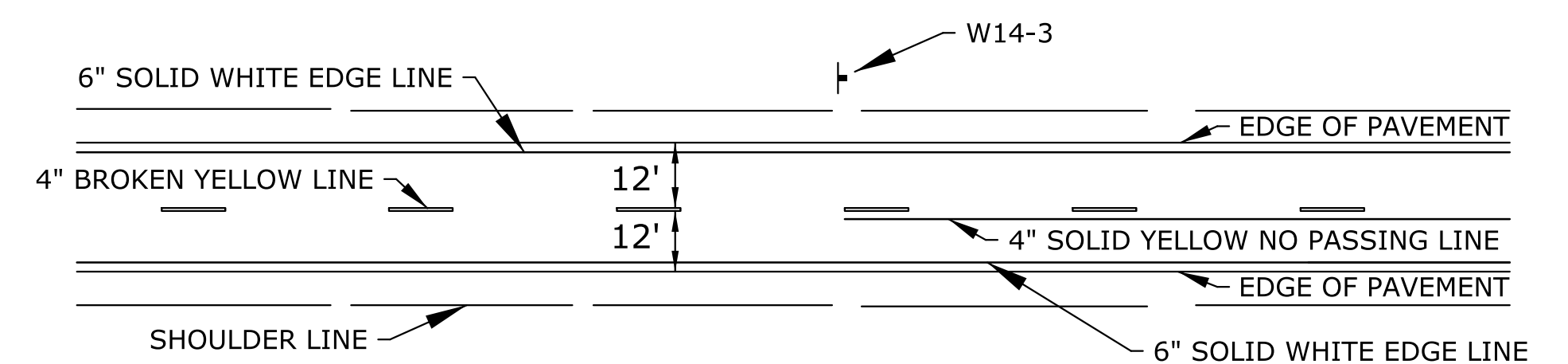
NOTE:
IF ARROWS ARE USED SPACE THE ARROWS AS SHOWN IN
THE SPACING DETAIL.



TYPICAL SPACING FOR
NO PASSING LINES
UNLESS OTHERWISE
NOTED ON PLANS

NOTE:
LONGITUDINAL PAVEMENT MARKING LINES SHALL BE OFFSET
A MINIMUM OF 2" FROM LONGITUDINAL PAVEMENT JOINTS.

NOTE:
ON NON I, US, AND K ROUTES, 4" EDGE LINES MAY BE INSTALLED.
6" EDGE LINES ARE NOT REQUIRED ON NON I, US, AND K ROUTES.



TYPICAL TWO LANE MARKINGS

NO.	DATE	REVISIONS	BY	APP'D
3	5/25/12	Added Dotted Extension and Lane Drop Lines	B.A.H.	B.D.G.
2	9/20/05	Removed Aux. Passing Lane Dotted Ext. Line	J.F.F.	B.D.G.
1	7/26/05	New FHWA Approval Date	J.F.F.	B.D.G.

KANSAS DEPARTMENT OF TRANSPORTATION
TYPICAL PAVEMENT
MARKING DETAILS FOR
UNDIVIDED ROADWAYS

TE308

FHWA APPROVAL	5/25/2012	APP'D	Brian D. Gower
DESIGNED	J.F.F. DETAILED	J.F.F. QUANTITIES	TRACED
DESIGN CK.	B.D.G. DETAIL CK.	B.D.G. QUAN. CK.	TRACE CK.