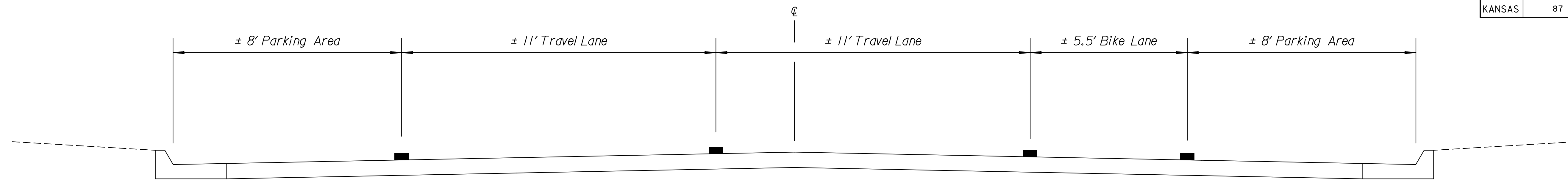
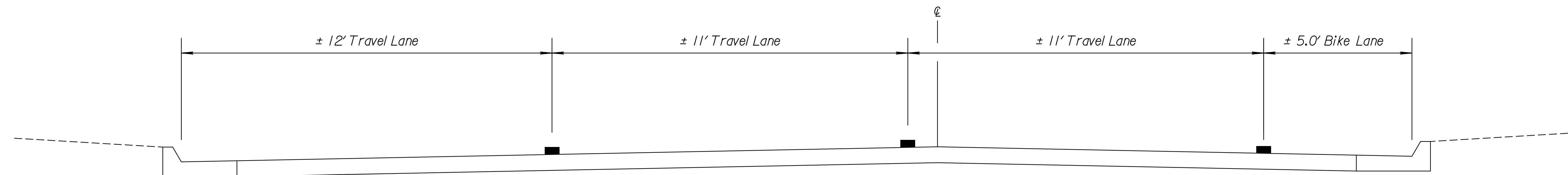


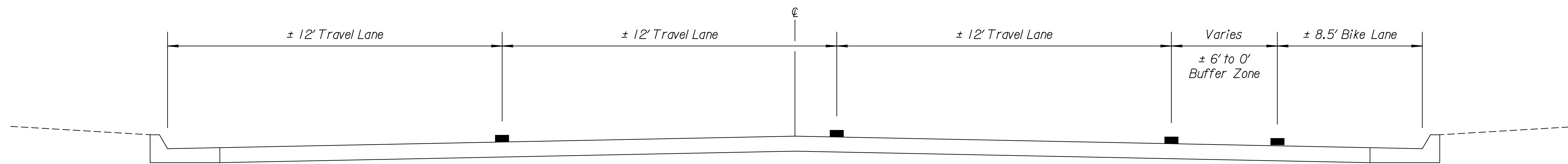
STATE	PROJECT NO.	YEAR	SHEET NO.	TOTAL SHEETS
KANSAS	87 TE-0396-01	2014	7	68



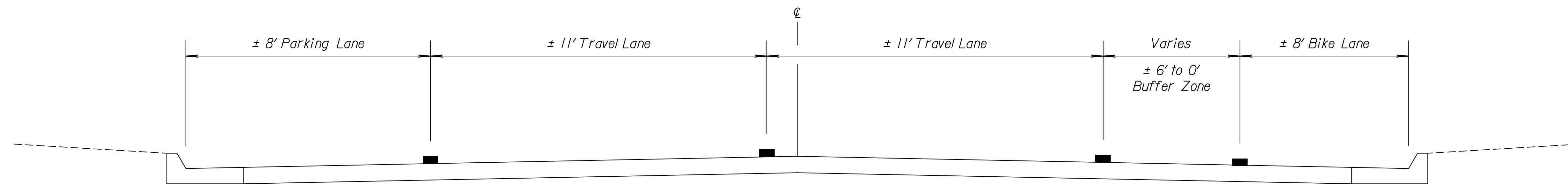
IST STREET TYPICAL SECTION
Mead Street to Hydraulic Street
327+87.00 to 361+50.00



IST STREET TYPICAL SECTION
Hydraulic Street to Southbound I-135 On Ramp
361+50.00 to 370+00.00



IST STREET TYPICAL SECTION
Southbound I-135 On Ramp to Ash Street
370.00+00 to 376+50.00



IST STREET TYPICAL SECTION
Ash Street to Grove Street
376+50.00 to 391+57.77

Sections shown are typical. See Plan Sheets for Variations.

CITY OF WICHITA, KANSAS
TYPICAL SECTIONS
IST STREET

DATE	BY	REFERENCES NOTED	REFERENCES CHECKED

Drawn By : ROAD
Plotted : 8/14/2014
File : G:\W113\0014\Road\C-TYP-S01-104.dgn