BENCHMARKS:

BM #1: "□" Top of Curb NE of the most easterly corner of Lot 28, Block E, Falcon Falls 2nd Addition
Elev. = 1361.23 (NGVD29)

BM #2: "□" Top of Curb North of the NE corner of Lot 2, Block D, Falcon Falls 3rd Addition
Elev. = 1351.76 (NGVD29)

Contact Design Engineer after staking but before construction of end section at Sta. 0+00 to verify location of end section. There shall be no tree removal in this area. Contractor shall grade downstream ditch by hand-shaping, mini-excavator or other means to minimize damage to downstream tree row.

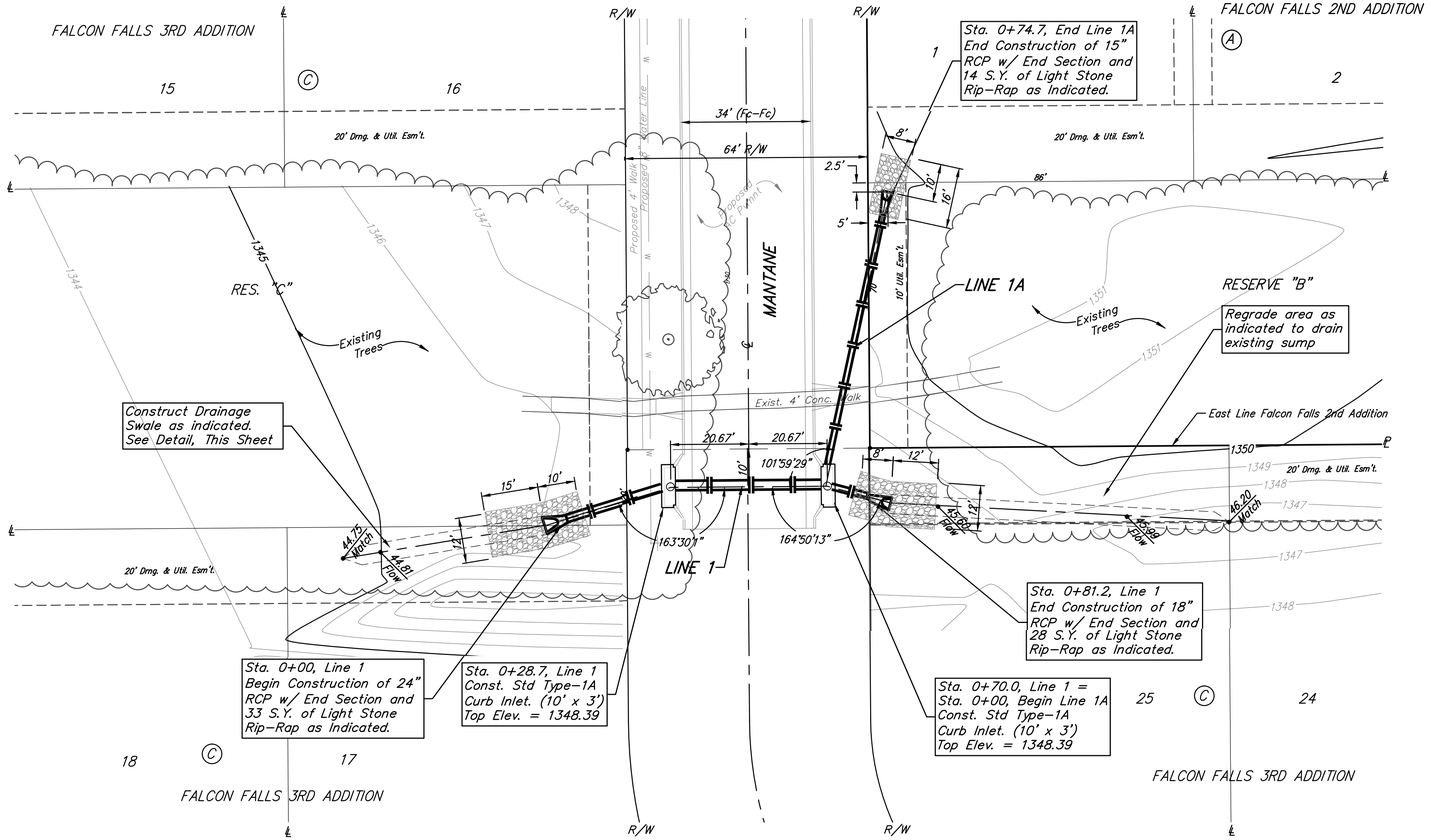

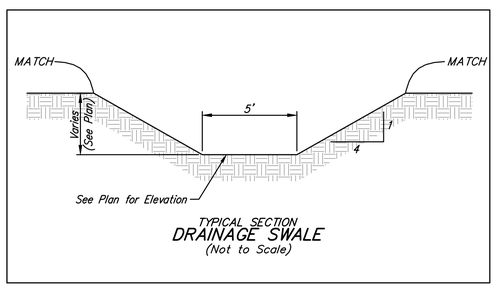

TYPICAL SECTION
DRAINAGE SWALE
(Not to Scale)

Scale: 1" = 20' (Hor.)
1" = 5' (Vert.)
• = Iron

Trees and shrubs in the work area which are in direct conflict with proposed new construction shall be removed by the Contractor ONLY with the Developer or Baughman Company approval. Trees and shrubs which are not in direct conflict with proposed new construction shall be saved and protected from damage. An on-site pre-construction meeting will occur prior to any construction to discuss tree removal and tree protection.

Removal of all trees shown to be removed on the clearing plan or trees that are in direct conflict with construction shall be removed as part of the "Site Clearing" bid item.

Trees to be saved shall be protected from damage and trimmed by chain saw as necessary for construction. NO breaking of branches will be allowed.

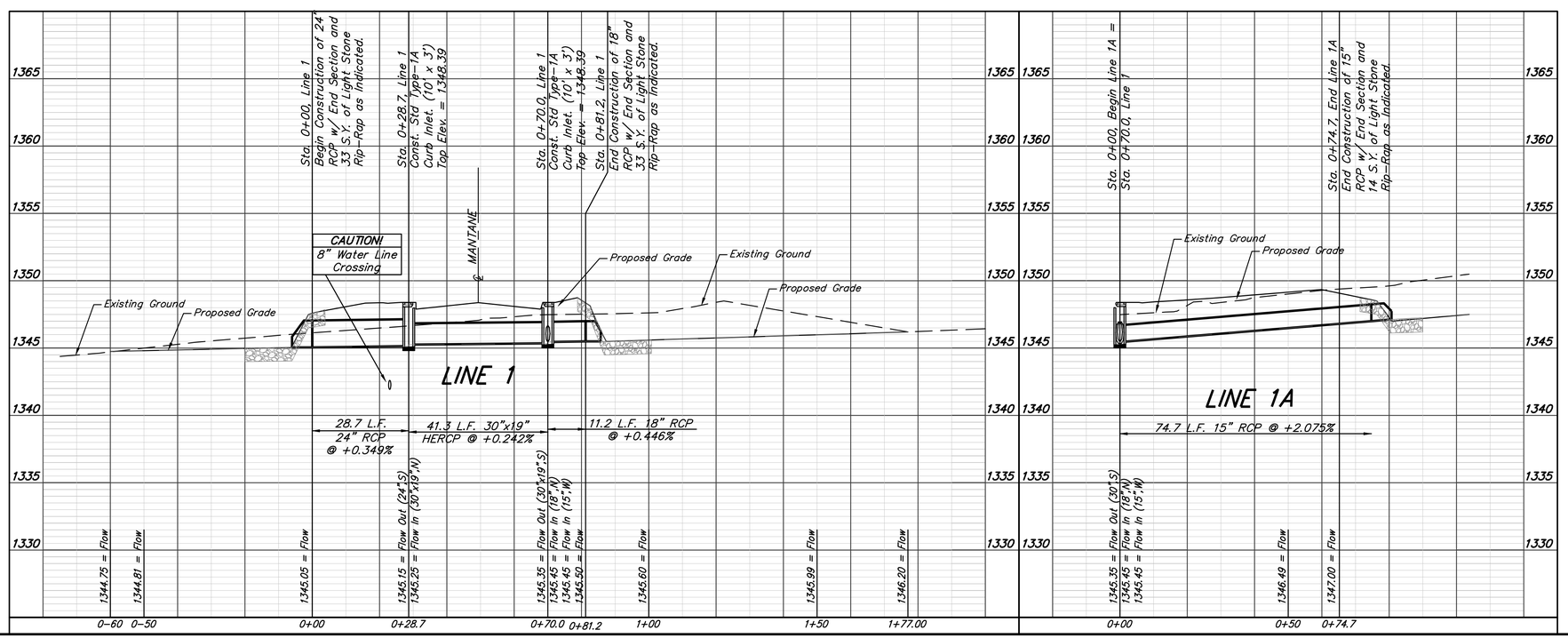

Baughman

Falcon Falls 2nd Addition - Phase 3B

LINE 1 & LINE 1A

Storm Water Sewer Improvements

Baughman Company, P.A. 315 Ellis St. Wichita, KS 67211 P 316-262-2271 F 316-262-0149
ENGINEERING | SURVEYING | PLANNING | LANDSCAPE ARCHITECTURE

PROJECT NUMBER 472-85106	DESIGN DMV / DRAWN JAK
REVISIONS:	APPROVED / DATE 6/15
	SCALE Noted
	SHEET 11 OF 28

E:\Projects\Falcon Falls 2nd\Phase 3B\Streets_15\02-E205\SWS Plans.dwg