STATE	PROJECT NO.	YEAR	SHEET NO.	TOTAL SHEETS
KANSAS	87 N-0612-01	2015	70	84

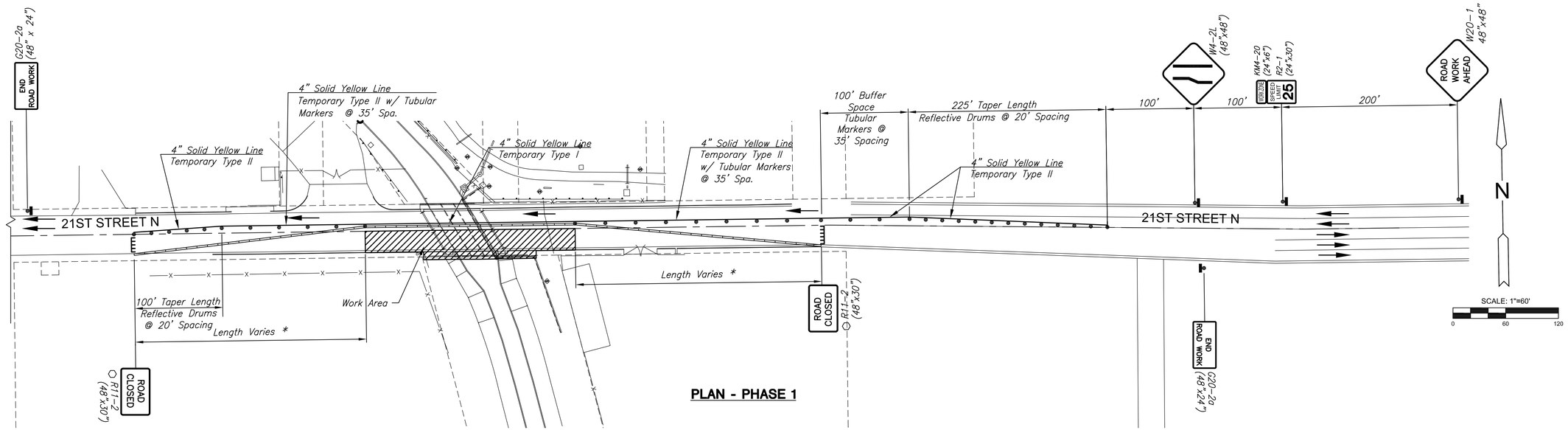

PLAN - PHASE 1

* Temporary Concrete Safety barriers shall be installed on a 6:1 or flatter taper.

The end section of the barrier shall be a tapered section.

The end of the barrier shall have a minimum lateral distance of 6.0 foot to the south of the centerline of 21st Street.

See details in plans for proper anchorage and placement of barrier.

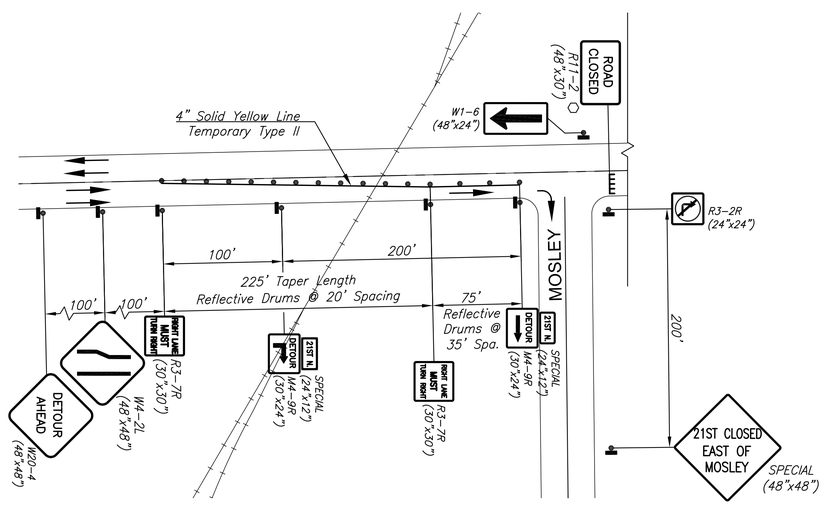

PLAN - PHASE 1

LEGEND

- >>> Arrow Display
- Type III Barricade
- Mount on Type III Barricade
- Channelizer
- Temporary Concrete Safety Barrier
- Work Area
- Traffic Flow
- Temporary Concrete Safety Barrier

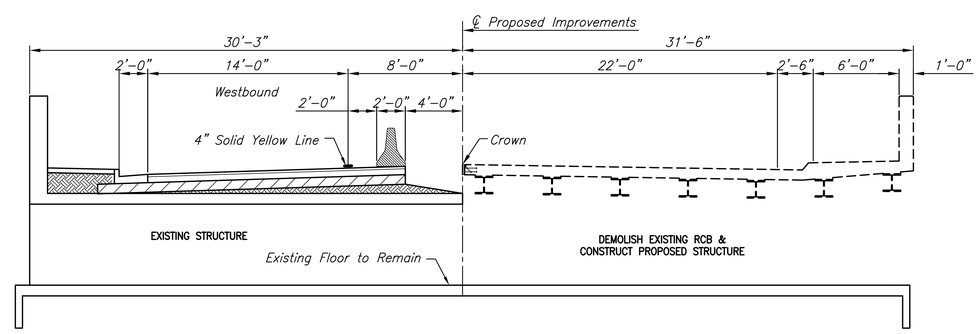

TYPICAL SECTION - PHASE 1

MKEC
Wichita, KS • 316-684-9600

CONSTRUCTION PLANS FOR

21ST STREET BRIDGE AT DERBY REFINERY

WICHITA, KANSAS

©2013
MKEC Engineering
All Rights Reserved
www.mkec.com
These drawings and their contents, including, but not limited to, all concepts, designs, & ideas are the exclusive property of MKEC Engineering (MKEC), and may not be used or reproduced in any way without the express consent of MKEC.

TRAFFIC CONTROL PHASE 1

PROJECT NO.	472-85120
DATE	JULY 2015
SCALE	1" = 60'

DESIGNED	DRAWN	CHECKED
JRA	WNJ	JRA

NO.	REVISION	DATE

SHEET NO.

70 OF 84

PLOTTED: Tuesday, July 21, 2015 @ 10:23AM