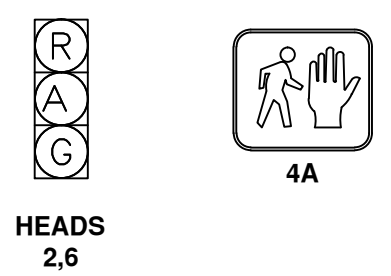


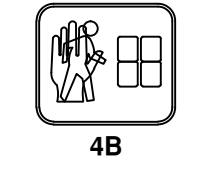
- LEGEND**
- TRAFFIC SIGNAL POLE WITH MAST ARM
 - EXISTING TRAFFIC SIGNAL HEAD (TO REMAIN)
 - EXISTING PEDESTRIAN PUSH BUTTON WITH DIRECTIONAL SIGN
 - PEDESTRIAN SIGNAL HEAD
 - SIGNAL PHASE
 - EXISTING CONTROLLER
 - SIGNAL POLE REFERENCE NUMBER

- CONSTRUCTION & DEMOLITION NOTES**
- 1 FOR PHASE 4, REPLACE EXISTING PEDESTRIAN SIGNAL HEAD 4A WITH NEW COUNTDOWN PEDESTRIAN HEAD 4B. USE EXISTING WIRING.
 - 2 ALL TRAFFIC SIGNALS SHALL BE RETROFITTED WITH POLYCARBONATE BACKPLATES WITH 2" WIDE YELLOW REFLECTIVE TAPE AROUND PERIMETER.

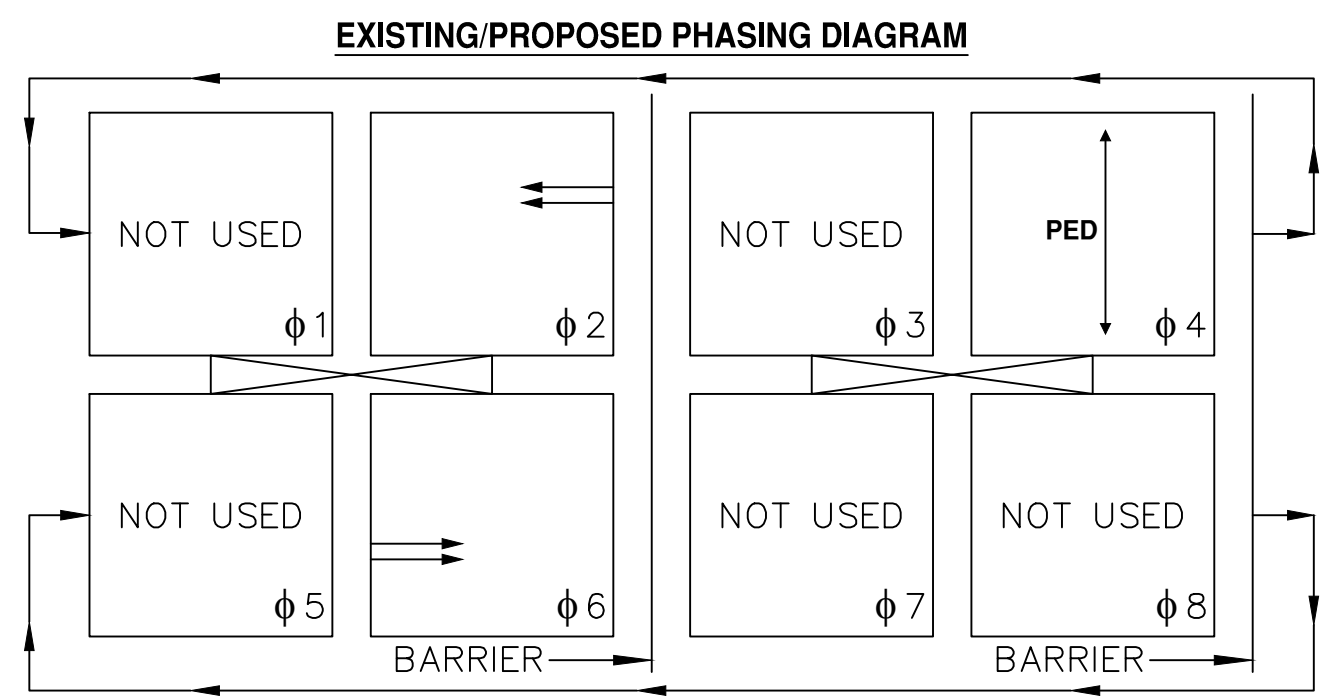
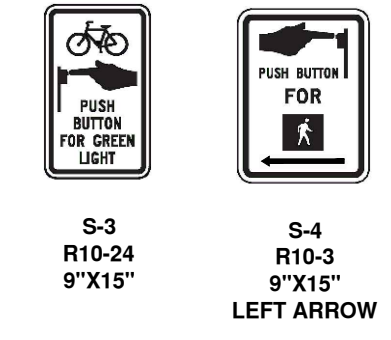
EXISTING SIGNALS



PROPOSED SIGNALS



PROPOSED SIGN LEGEND



NOTE:
DASHED LINES CONNECTING PHASES DENOTE NON-CONFLICTING SIGNAL PHASES THAT CAN OCCUR CONCURRENTLY.
PEDESTRIAN INTERVALS TO OCCUR ONLY AFTER PUSHBUTTON ACTIVATION.
TRAFFIC SIGNAL TO DWELL IN PHASE 2/6.

MOVEMENTS

- PROTECTED PHASE
- PERMITTED PHASE

- GENERAL NOTES**
1. EXISTING UTILITIES AND THEIR LOCATIONS, AS SHOWN ON THE PLANS, REPRESENT THE BEST INFORMATION OBTAINABLE FOR DESIGN. LOCATION INFORMATION HAS BEEN OBTAINED FROM RECORD DRAWINGS OR COMPANY PROVIDED FIELD LOCATIONS. THE PLAN LOCATIONS SHOWN ARE NOT GUARANTEED. ADDITIONAL EXISTING UTILITIES MAY ALSO BE ENCOUNTERED. THE CONTRACTOR WILL BE REQUIRED TO WORK AROUND EXISTING UTILITIES WITHIN THE RIGHT-OF-WAY WHICH DO NOT CONFLICT WITH PROPOSED CONSTRUCTION.
 2. THE CONTRACTOR SHALL NOTIFY WESTAR ENERGY TO COORDINATE ENCLOSURE SERVICE CONNECTION, METER INSTALLATION, AND ALL OTHER ACTIVITIES TO COMPLETE THE TRAFFIC SIGNAL INSTALLATION. FEES ASSOCIATED WITH THIS WORK SHALL BE THE RESPONSIBILITY OF THE CONTRACTOR.
 3. THE CONTRACTOR SHALL FURNISH AND INSTALL ALL EQUIPMENT AND MATERIALS NECESSARY FOR COMPLETE OPERATION OF EACH TRAFFIC SIGNAL SYSTEM WHETHER SPECIFICALLY MENTIONED OR NOT.
 4. MAST ARMS, CONTROLLER, BASES, SIGNAL HEADS, AND WIRING ARE TO BE USED IN PLACE.

BILL OF MATERIALS

ITEM	UNIT	QUANTITY
TRAFFIC SIGNAL HEAD W/ MOUNTING HARDWARE	EACH	2
PUSH BUTTON FOR WALK (R10-3) SIGN LEFT	EACH	2
BICYCLE PUSH BUTTON FOR GREEN LIGHT (R10-24) SIGN	EACH	2
TRAFFIC SIGNAL HEAD BACKPLATE WITH 2" REFLECTIVE TAPE	EACH	4

NOTE:
QUANTITIES FOR INFORMATION ONLY. THE TRAFFIC SIGNAL SYSTEM SHALL BE COMPLETE AND THE CONTRACTOR SHALL FURNISH AND INSTALL ALL EQUIPMENT AND MATERIALS NECESSARY FOR THE SATISFACTORY OPERATION OF ELECTRICAL APPARATUS AND FOR THE COMPLETE OPERATION OF THE TRAFFIC SIGNAL SYSTEM WHETHER SPECIFICALLY MENTIONED OR NOT.

SUMMARY OF NEW TRAFFIC SIGNAL HEADS

NUMBER	TYPE	SIZE	QUANTITY
4B	K	16"x18"	2
TOTAL			2

RECAPITULATION OF TRAFFIC SIGNAL QUANTITIES

ITEM	UNIT	QUANTITY
PEDESTRIAN TRAFFIC SIGNAL MODIFICATION (W. MAPLE ST EAST OF S. WOODCHUCK ST)	LUMP SUM	1
	LUMP SUM	1

FUNCTION TABLE

FUNCTION	PHASE							
	1	2	3	4	5	6	7	8
VEHICLE RECALL		X						X
PED RECALL								
RED LOCK								
YELLOW LOCK								
PERMIT		X					X	
PED PHASES				X				
LEAD PHASES								
DOUBLE ENTRY								
SEQUENTIAL TIMING								
START-UP YELLOW								
OVERLAP A								
OVERLAP B								
OVERLAP C								
OVERLAP D								
EXCLUSIVE								
SIMULTANEOUS GAP								

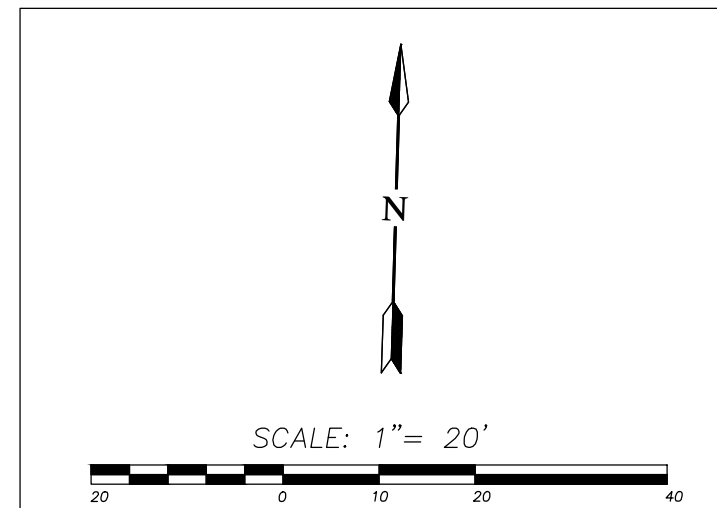
FUNCTION TABLE REFLECTS INITIAL OPERATION

PHASE TIMING

FUNCTION	PHASE							
	1	2	3	4	5	6	7	8
MAX. I		20.0				20.0		
MAX. II/HFDW								
WALK				7.0				
FLASH DW				14.0				
MAX. INITIAL		5.0				5.0		
MIN. GREEN								
T B R								
T T R								
OBSERVE GAP								
PASSAGE								
MIN. GAP								
ADDED ACTUATION								
YELLOW		4.0				4.0		
RED CLEAR		1.0				1.0		
RED REVERT								
WALK II								

PHASE TIMING REFLECTS INITIAL OPERATION

MAPLE AVE CROSSING



SEAL:

alta
PLANNING + DESIGN

CFS
ENGINEERS
cfs.com
200 N. W. 10th St., Suite 100
Wichita, KS 67604
Tel: 785-272-4700 Fax: 785-272-4736

CITY OF WICHITA, KANSAS
WOODCHUCK BICYCLE BOULEVARD

DESIGNED BY: PW DRAWN BY: JH CHECKED BY: PW

DATE: 11/11/2014

REVISIONS:

PROJECT NUMBER
87 TE-0617-01

FINAL PLANS

SHEET NUMBER:
SS05