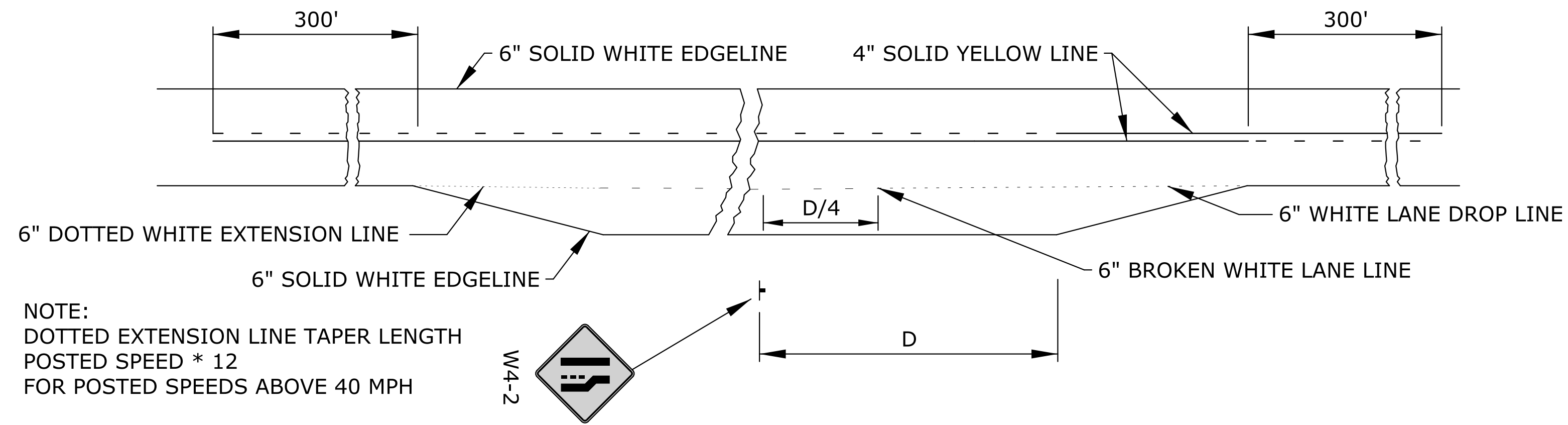


STATE	PROJECT NO.	YEAR	SHEET NO.	TOTAL SHEETS
KANSAS	472-85210	2015	13	28

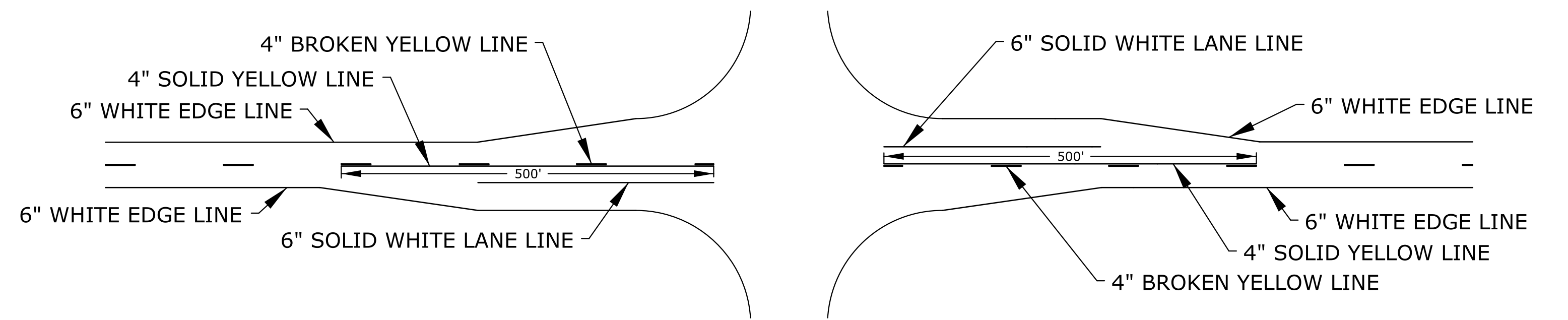
NOTE:
ALL PAVEMENT MARKINGS SHALL BE BROKEN AT CROSS ROADS.

FOR HIGHWAY JUNCTIONS THE NO PASSING ZONE WILL EXTEND 1000' FROM INTERSECTION.

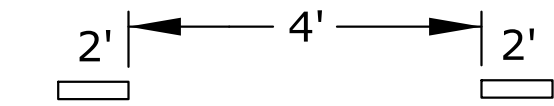


NOTE:
DOTTED EXTENSION LINE TAPER LENGTH
POSTED SPEED * 12
FOR POSTED SPEEDS ABOVE 40 MPH

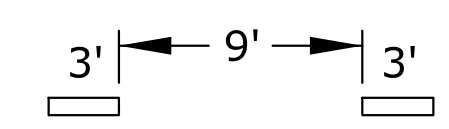
TYPICAL MARKING FOR AUXILIARY PASSING LANE



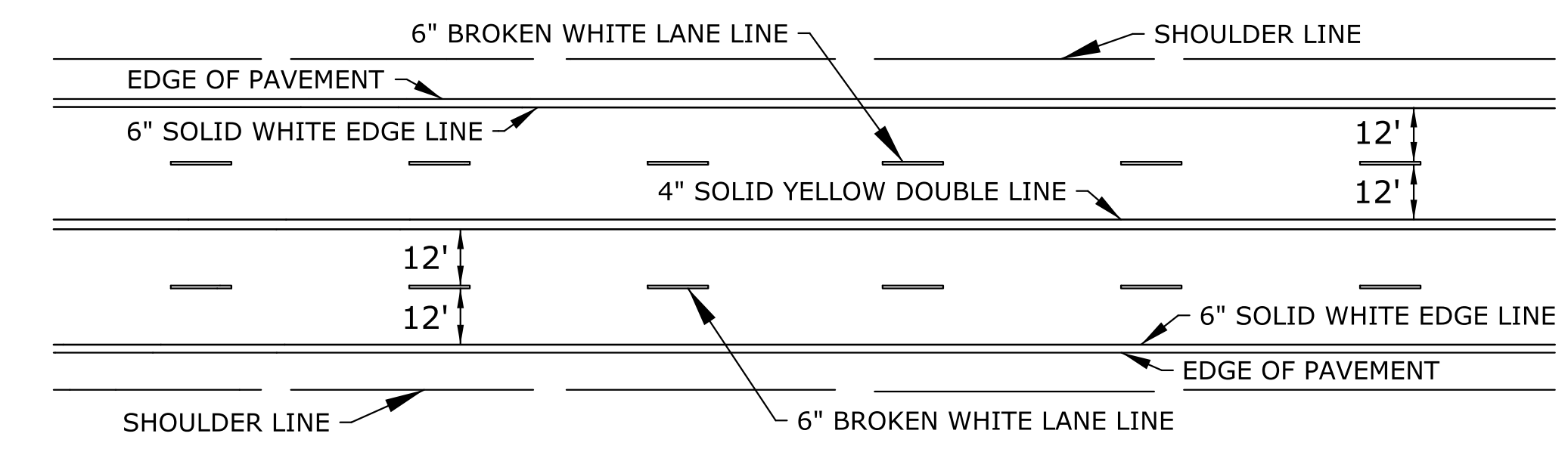
TYPICAL ROAD JUNCTION MARKINGS WITH BYPASS LANES



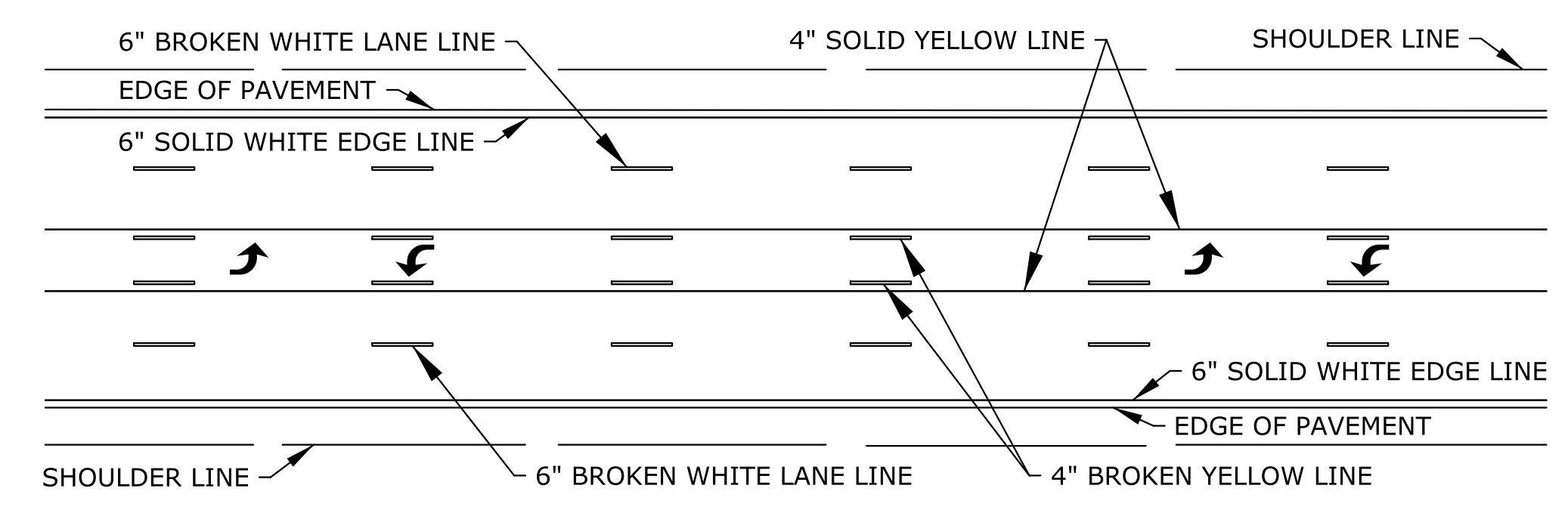
TYPICAL SPACING FOR DOTTED EXTENSION LINES, UNLESS OTHERWISE NOTED ON PLANS.



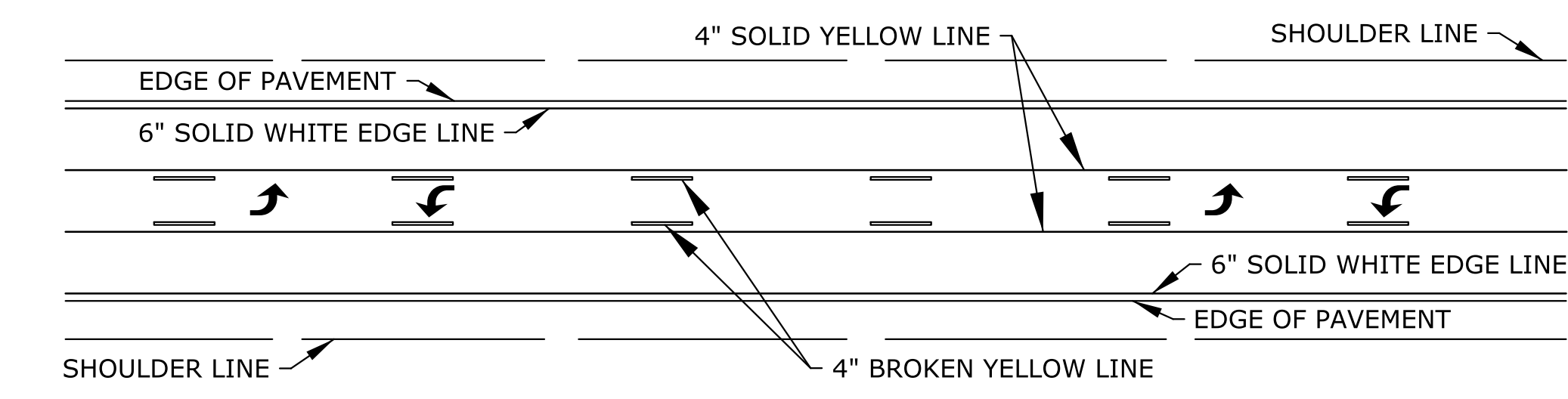
TYPICAL SPACING FOR LANE DROP, UNLESS OTHERWISE NOTED ON PLANS.



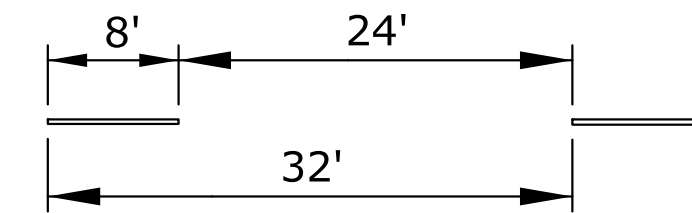
TYPICAL MARKINGS FOR FOUR LANE ROADWAY



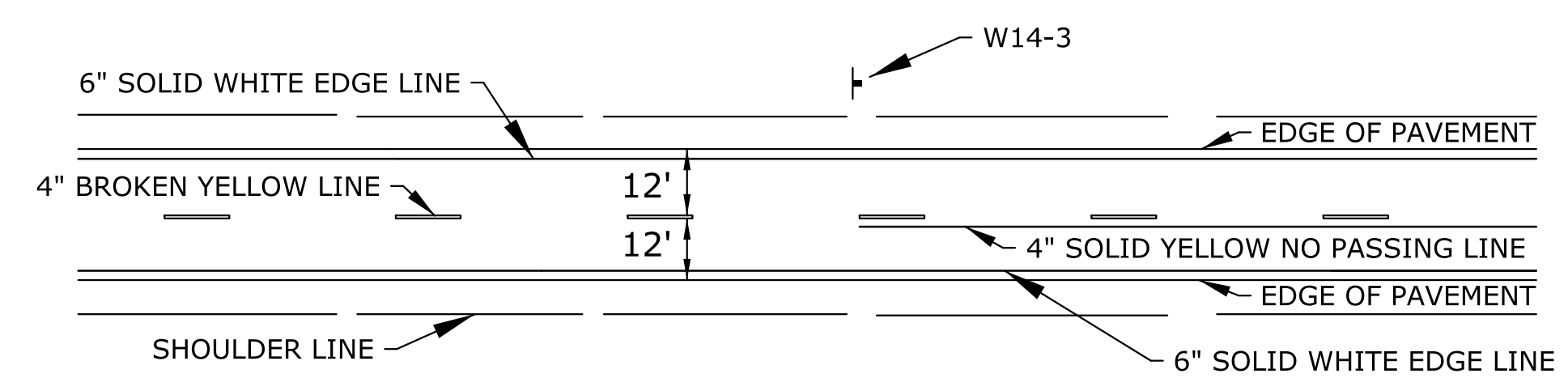
TWO-WAY LEFT TURN DETAIL FOR FIVE LANE ROADWAY



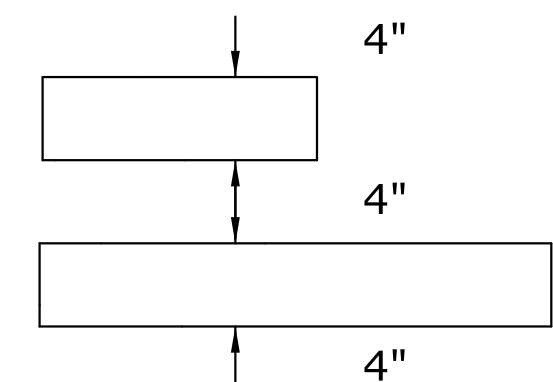
TWO-WAY LEFT TURN DETAIL FOR THREE LANE ROADWAY



TYPICAL SPACING FOR BROKEN LINES UNLESS OTHERWISE NOTED ON PLANS



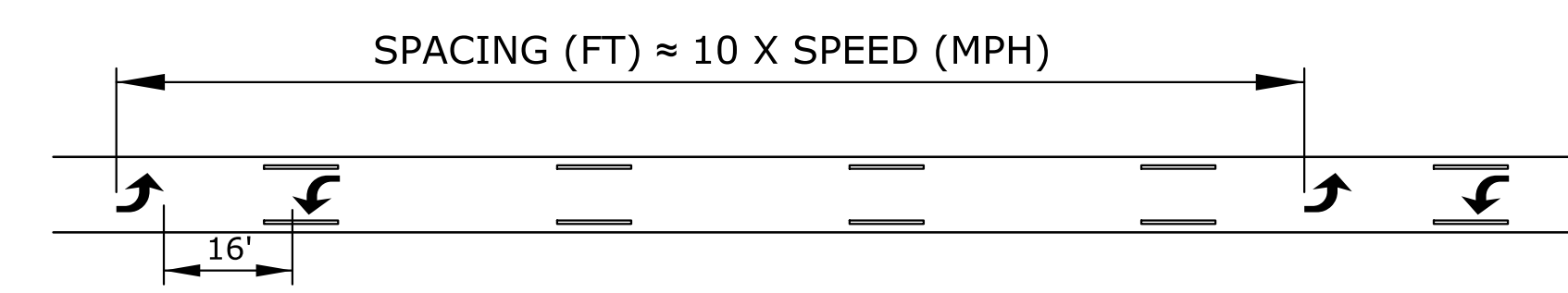
TYPICAL TWO LANE MARKINGS



TYPICAL SPACING FOR NO PASSING LINES UNLESS OTHERWISE NOTED ON PLANS

NOTE:
LONGITUDINAL PAVEMENT MARKING LINES SHALL BE OFFSET A MINIMUM OF 2" FROM LONGITUDINAL PAVEMENT JOINTS.

NOTE:
ON NON I, US, AND K ROUTES, 4" EDGE LINES MAY BE INSTALLED. 6" EDGE LINES ARE NOT REQUIRED ON NON I, US, AND K ROUTES.



TWO-WAY LEFT TURN ARROW SPACING DETAIL

NOTE:
IF ARROWS ARE USED SPACE THE ARROWS AS SHOWN IN THE SPACING DETAIL.

NO.	DATE	REVISIONS	BY	APP'D
3	5/25/12	Added Dotted Extension and Lane Drop Lines	B.A.H.	B.D.G.
2	9/20/05	Removed Aux. Passing Lane Dotted Ext. Line	J.F.F.	B.D.G.
1	7/26/05	New FHWA Approval Date	J.F.F.	B.D.G.

KANSAS DEPARTMENT OF TRANSPORTATION
TYPICAL PAVEMENT MARKING DETAILS FOR UNDIVIDED ROADWAYS

TE308

FHWA APPROVAL	5/25/2012	APP'D	Brian D. Gower
DESIGNED	J.F.F. DETAILED	J.F.F. QUANTITIES	TRACED
DESIGN CK.	B.D.G. DETAIL CK.	B.D.G. QUAN. CK.	TRACE CK.

Drawn By: AJDINKEL
 File: TC-TE308.dgn
 Plotted: 05-OCT-2015 13:08