FHWA REGION NO.	STATE	PROJECT NO.	YEAR	SHEET NO.	TOTAL SHEETS
7	KANSAS	87N-0116-01	1999	80	110

REFER TO STD. TE755SI FOR IDENTIFICATION OF SIGNS FOR HANDLING TRAFFIC THROUGH CONSTRUCTION.
REFER TO STD. 735SI FOR DIMENSIONS.
■ = CHANNELIZING DEVICES

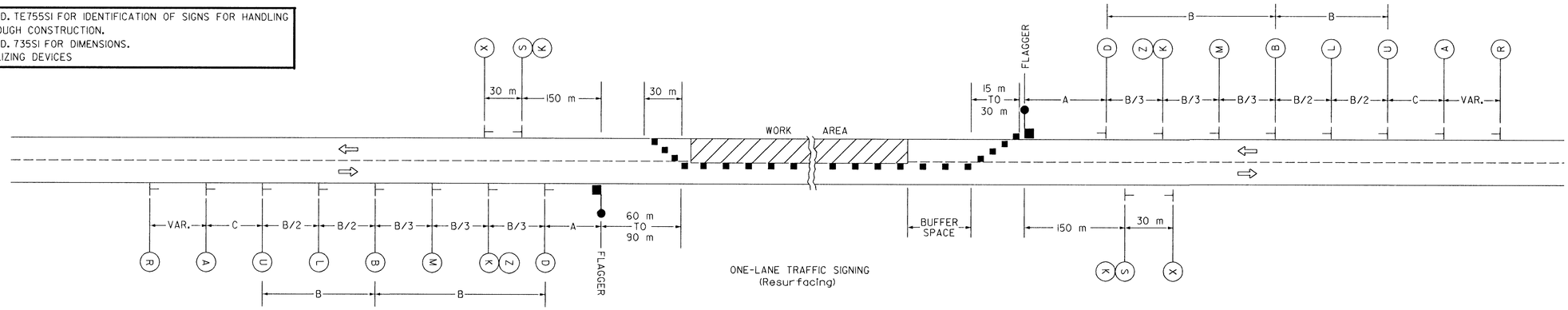

ONE-LANE TRAFFIC SIGNING
(Resurfacing)

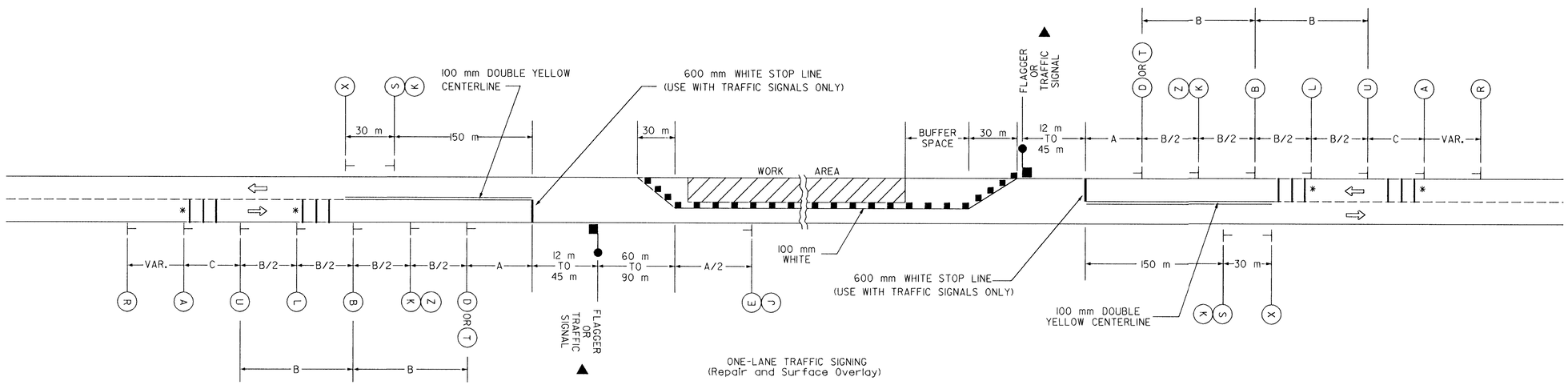

ONE-LANE TRAFFIC SIGNING
(Repair and Surface Overlay)

TYPICAL RUMBLE STRIP DETAILS

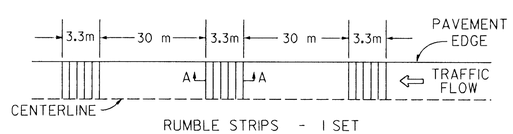

RUMBLE STRIPS - 1 SET

PLAN

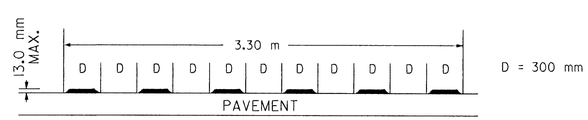

SECTION A-A

* TWO SETS OF RUMBLE STRIPS SHALL BE PLACED: ONE SET BETWEEN SIGNS (A) AND (U), AND ONE SET BETWEEN SIGNS (B) AND (L). MATERIALS FOR THE RUMBLE STRIPS SHALL BE FURNISHED BY K.D.O.T. TEMPLATE, HAULING, INSTALLATION AND REMOVAL ARE TO BE BY THE CONTRACTOR. PAYMENT SHALL BE SUBSIDIARY TO OTHER BID ITEMS.

▲ REFER TO TE804SI AND TE805SI FOR ADDITIONAL TEMPORARY TRAFFIC SIGNAL DETAILS.

IT IS INTENDED THAT TEMPORARY SIGNAL POLES BE LOCATED BASED ON THE MAXIMUM BUFFER SPACE EACH DIRECTION. THIS WILL EXTEND THE WORK AREA ON THE DOWNSTREAM SIDE OF THE CLOSED LANE.

NO.	DATE	REVISION	BY	APP'D
3				
2	10/10/96	ADDED M4-20 AND END OF WORK ZONE R2-1 SIGNS	WPR	NAB
1	5-8-96	ADDED SIGNAL POLE NOTE	TCP	NAB

KANSAS DEPARTMENT OF TRANSPORTATION

TYPICAL TRAFFIC CONTROL
TWO-LANE HIGHWAY
ONE LANE CLOSED

TE743SI 7/1/94

FHWA APPROVAL 12-12-96		APP'D	Nelda A. Buckley
DESIGNED	DETAILED	QUANTITIES	TRACED
DESIGN CK.	DETAIL CK.	QUAN. CK.	TRACE CK.

Plotted By : @@USERNAME@@ Thacher Bldg., 4th Floor
Plot File : @@@@@@@@@@D:\MISPEC@@@@@@@@@@@@@@@@
Plot Date : @@@@@SYTIME@@@@@@