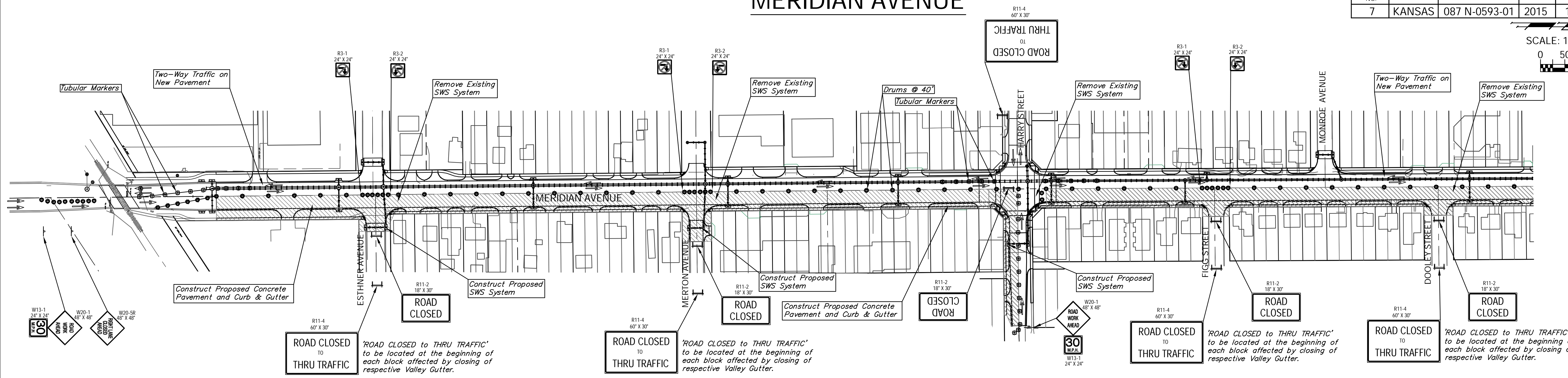


MERIDIAN AVENUE

FHWA REGION NO.	STATE	PROJECT NO.	FISCAL YEAR	SHEET NO.	TOTAL SHEETS
7	KANSAS	087 N-0593-01	2015	114	143

SCALE: 1" = 100'
0 50 100



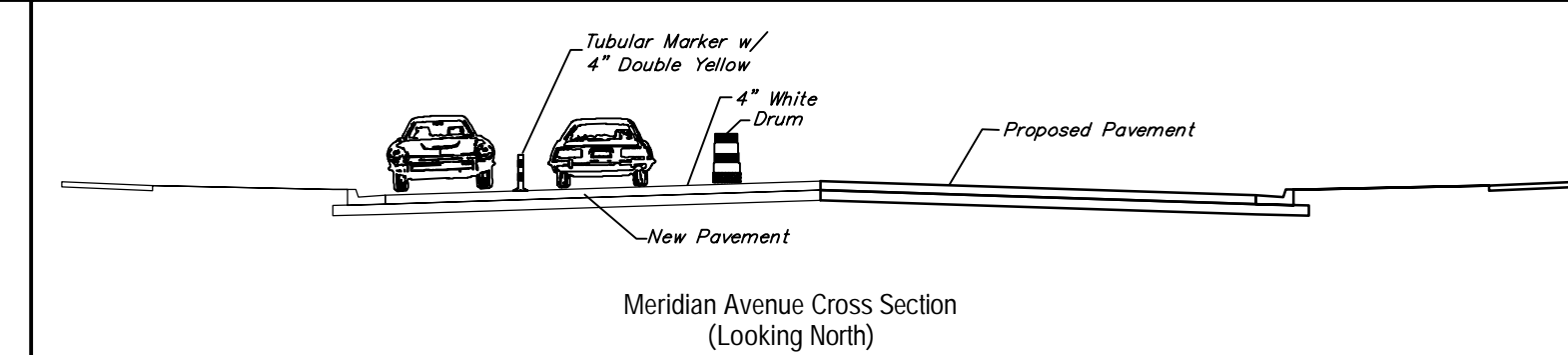
The Existing Driveways & SWS (where applicable) shall be Removed and Reconstructed 1/2 at a Time across each Drive to Maintain Access to the Businesses and Houses east of Meridian.

Contractor may close every other Valley Gutter for construction, EXCEPT HARRY STREET. The Construction Sequencing shows this layout. Once one set of Valley Gutters have been completed, the Contractor must re-located and establish the correct signage for the next set of Valley Gutters to be re-constructed.

PHASE 4B
Continue constructing SWS system and new pavement on the east half of Meridian from South of Esthner to McCormick. Keep traffic on the west side of Meridian and construct the east half. Two-way traffic on Meridian is to be carried on new pavement. Construct the Southeast Quadrant of Harry and Meridian Intersection.

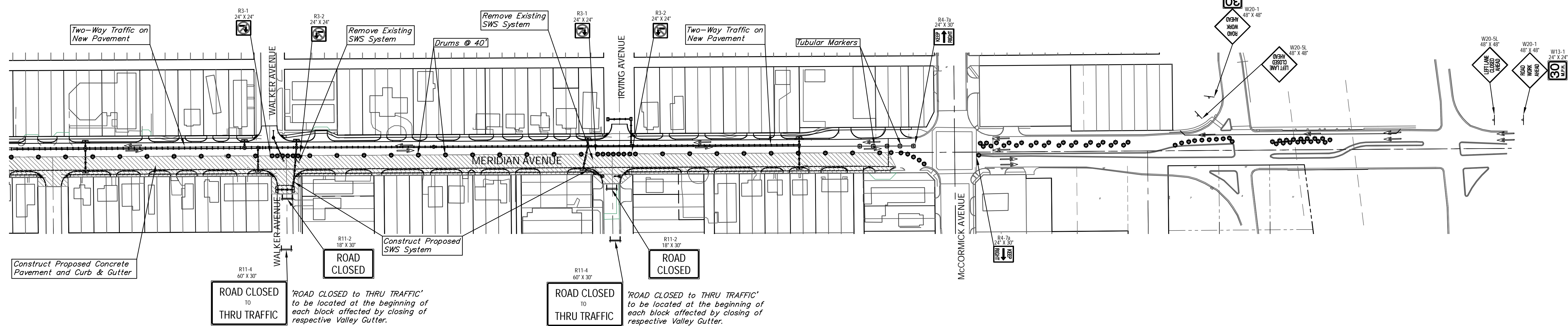
LEGEND

- Work Area
- Reflectorized Drum (40' Spacing)
- Tubular Marker (60' Spacing)
- Type III Barricade
- Traffic Flow Pattern



SCALE: 1" = 100'
0 50 100

MERIDIAN AVENUE



Contractor may close every other Valley Gutter for construction, EXCEPT HARRY STREET. The Construction Sequencing shows this layout. Once one set of Valley Gutters have been completed, the Contractor must re-located and establish the correct signage for the next set of Valley Gutters to be re-constructed.

The Existing Driveways & SWS (where applicable) shall be Removed and Reconstructed 1/2 at a Time across each Drive to Maintain Access to the Businesses and Houses east of Meridian.

Drawing File: E:\Projects\Meridian - Orient to McCormick\Traffic\MeridianConSeq.dwg (ConSeq 04)

Design: TPV
Drawn: STAFF
Approved: TPV
Scale: 1:100

Project No. 1004-E49 CAPITAL IMPROVEMENT PROJECT
MERIDIAN AVENUE CONSTRUCTION SEQUENCE PLAN - PHASE 4B
MERRIDIAN AVENUE - ORIENT BOULEVARD TO MCCORMICK AVENUE

Baughman Company, P.A.
315 Ellis St. Wichita, KS 67211 P 316-262-7271 F 316-262-0149
ENGINEERING | SURVEYING | PLANNING | LANDSCAPE ARCHITECTURE

May 2015
SHEET 114 OF 153