





EROSION CONTROL PLAN LEGEND
 (Installation Details Found in the BMP Details Sheets)

-  - BMP, CURB INLET PROTECTION
-  - BMP, DITCH CHECK
-  - BMP, DROP INLET PROTECTION
-  - BMP, BACK OF CURB PROTECTION

NO SCALE