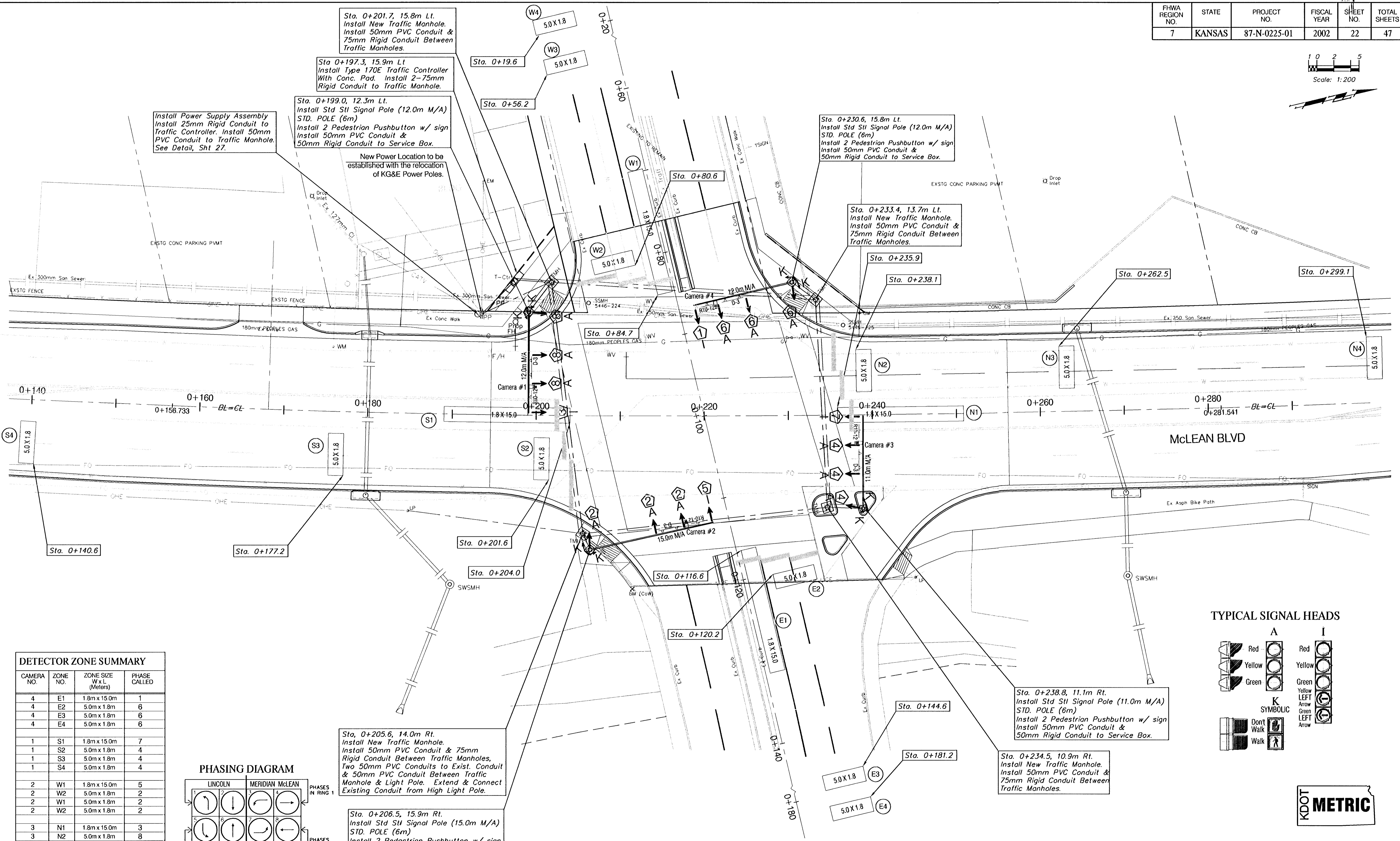
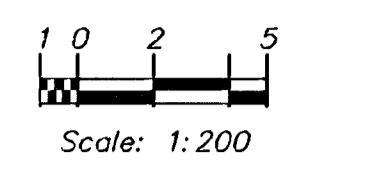


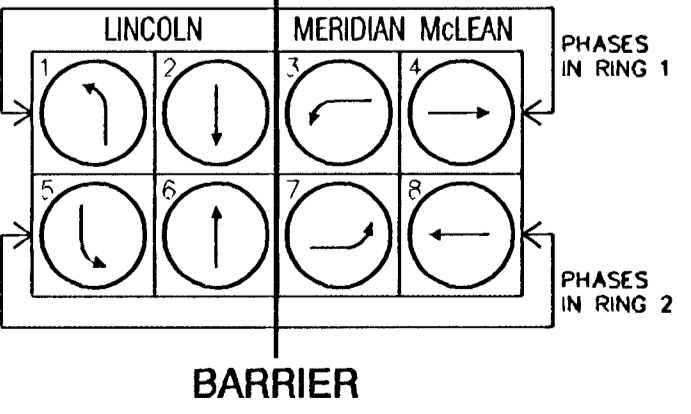
FHWA REGION NO.	STATE	PROJECT NO.	FISCAL YEAR	SHEET NO.	TOTAL SHEETS
7	KANSAS	87-N-0225-01	2002	22	47



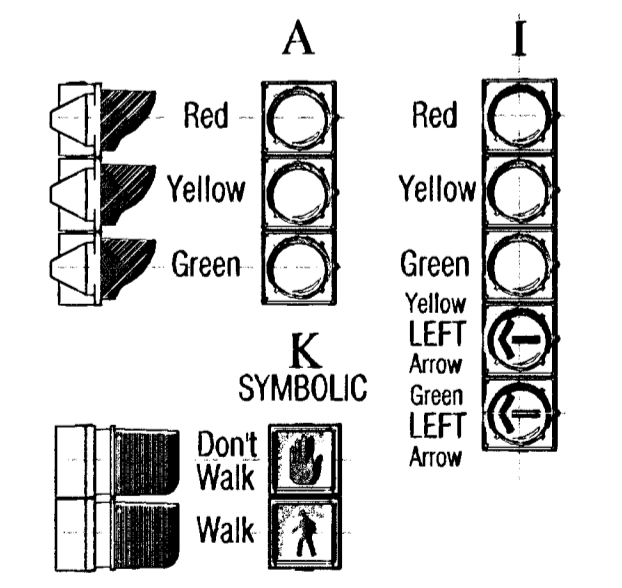
**DETECTOR ZONE SUMMARY**

CAMERA NO.	ZONE NO.	ZONE SIZE W x L (Meters)	PHASE CALLED
4	E1	1.8m x 15.0m	1
4	E2	5.0m x 1.8m	6
4	E3	5.0m x 1.8m	6
4	E4	5.0m x 1.8m	6
1	S1	1.8m x 15.0m	7
1	S2	5.0m x 1.8m	4
1	S3	5.0m x 1.8m	4
1	S4	5.0m x 1.8m	4
2	W1	1.8m x 15.0m	5
2	W2	5.0m x 1.8m	2
2	W1	5.0m x 1.8m	2
2	W2	5.0m x 1.8m	2
3	N1	1.8m x 15.0m	3
3	N2	5.0m x 1.8m	8
3	N3	5.0m x 1.8m	8
3	N4	5.0m x 1.8m	8

**PHASING DIAGRAM**



**TYPICAL SIGNAL HEADS**



PROJECT NUMBER 472-83799	SHEET NAME Signal	ENGINEERING DIRECTORY F:\LinMcIn\Traff
DESIGN JFB	DRAWN KWR	APPROVED JFB
DATE July 2003	SCALE Noted	BAUGHMAN NO 01-03-E944

CAPITAL IMPROVEMENT PROJECT  
**SIGNALIZATION PLAN**  
AT LINCOLN AND MCLEAN  
LINCOLN & MCLEAN INTERSECTION IMPROVEMENTS

**BAUGHMAN COMPANY, P.A.**  
ENGINEERING, SURVEYING, & PLANNING  
316-262-7271 • 315 ELLIS • WICHITA, KANSAS 67211