

©2015
 MKEC Engineering
 All Rights Reserved
 www.mkec.com
 These drawings and their contents, including but not limited to, all concepts, designs, & ideas are the exclusive property of MKEC Engineering (MKEC), and may not be used or reproduced in any way without the express consent of MKEC.

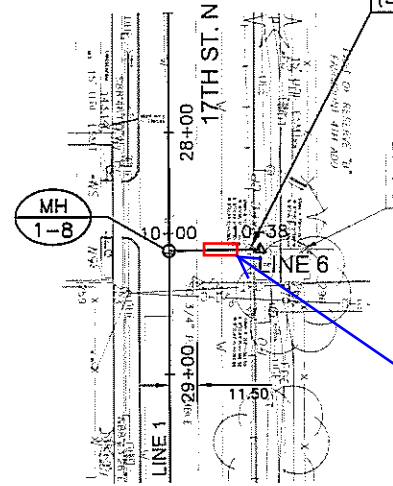
SANITARY SEWER LINES 4, 5 AND 6

PROJECT NO	468-85021	
DATE	MARCH 2015	
SCALE	AS SHOWN	
DESIGNED	DRAWN	CHECKED
JRA	WNJ	JRA

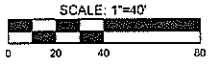
1	REVISE TO DEPICT 20" WTR	7-27-15
NO	REVISION	DATE

SHEET NO.

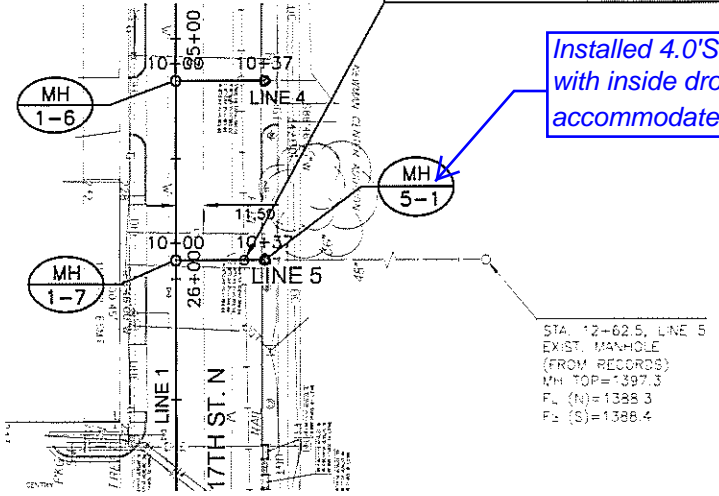
REMOVE EXIST. MANHOLE PER C.O.W. SPECS. PLUG & ABANDON EXIST. 8" SANITARY SEWER LINE (E&W) PER C.O.W. SPECS.



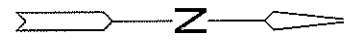
20" If encasement



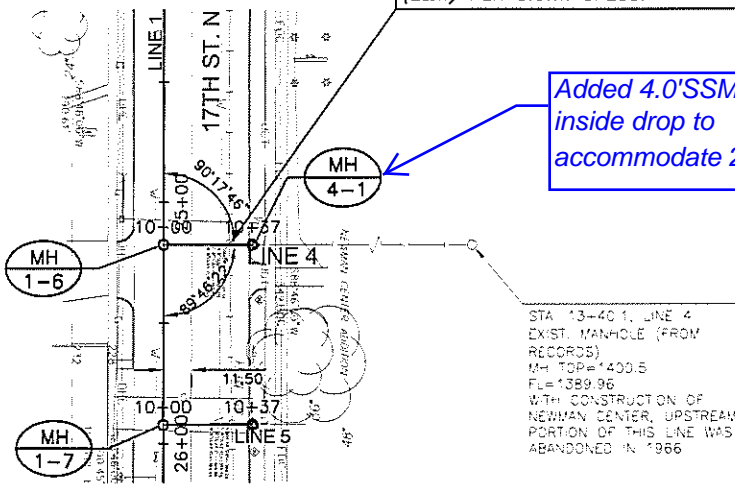
REMOVE EXIST. MANHOLE PER C.O.W. SPECS. PLUG & ABANDON EXIST. 8" SANITARY SEWER LINE (E&W) PER C.O.W. SPECS.



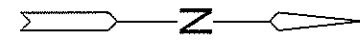
Installed 4.0'SSMH with inside drop to accommodate 20" WL



REMOVE EXIST. MANHOLE PER C.O.W. SPECS. PLUG & ABANDON EXIST. 8" SANITARY SEWER LINE (E&W) PER C.O.W. SPECS.

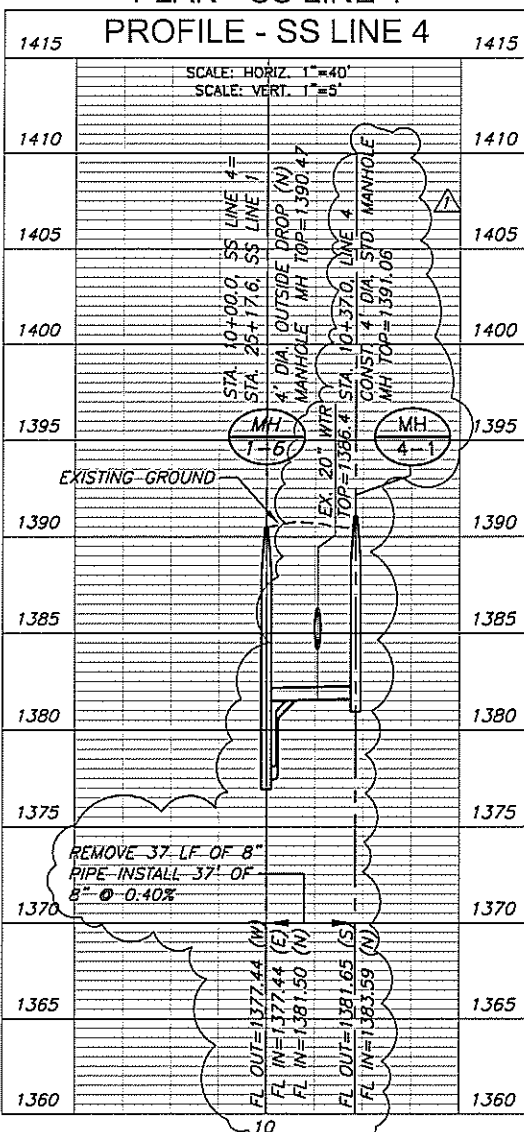


Added 4.0'SSMH with inside drop to accommodate 20" WL

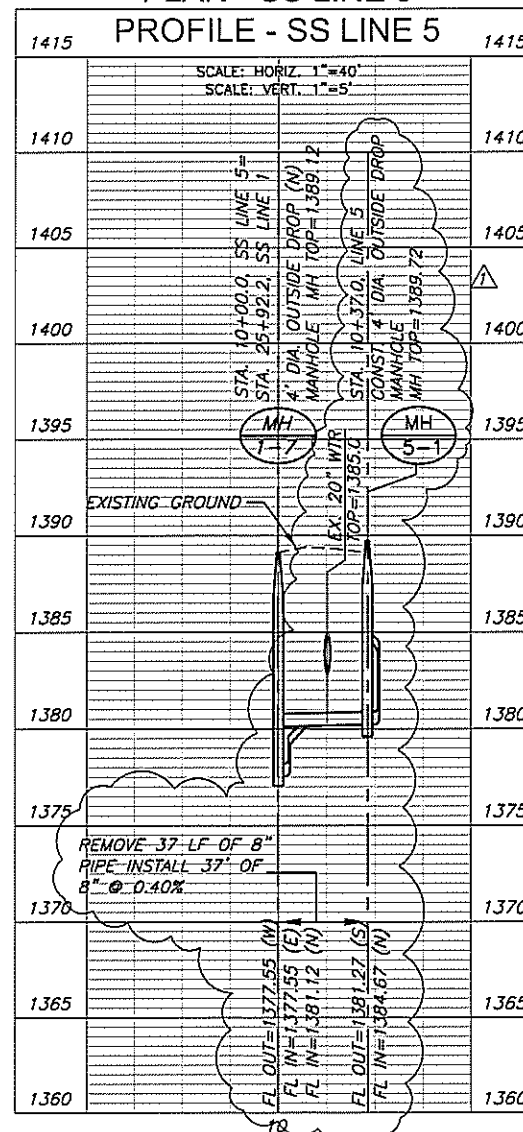


NOTE:
 CONTRACTOR TO VERIFY THE DEPTH AND LOCATION OF EXISTING UTILITIES PRIOR TO CONSTRUCTION.

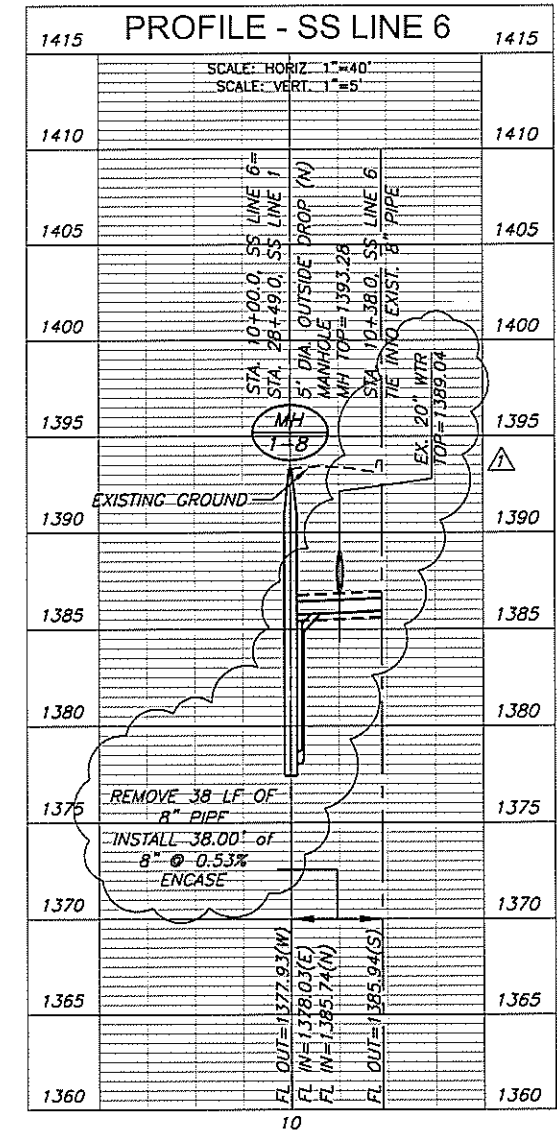
PLAN - SS LINE 4
 PROFILE - SS LINE 4



PLAN - SS LINE 5
 PROFILE - SS LINE 5



PLAN - SS LINE 6
 PROFILE - SS LINE 6



J:\PROJECTS\2014\101010173.DWG - 17TH STREET SANITARY SEWER\68-66-CIVIL\CAD\SSAN1473_BPG.DWG