

PAVING & INCIDENTAL DRAINAGE FOR
ESTANCIA ADDITION
PHASE 1

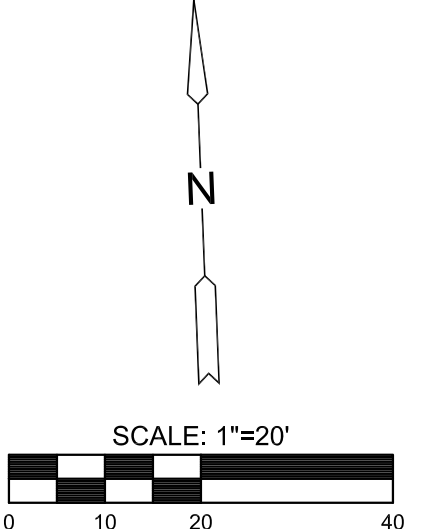

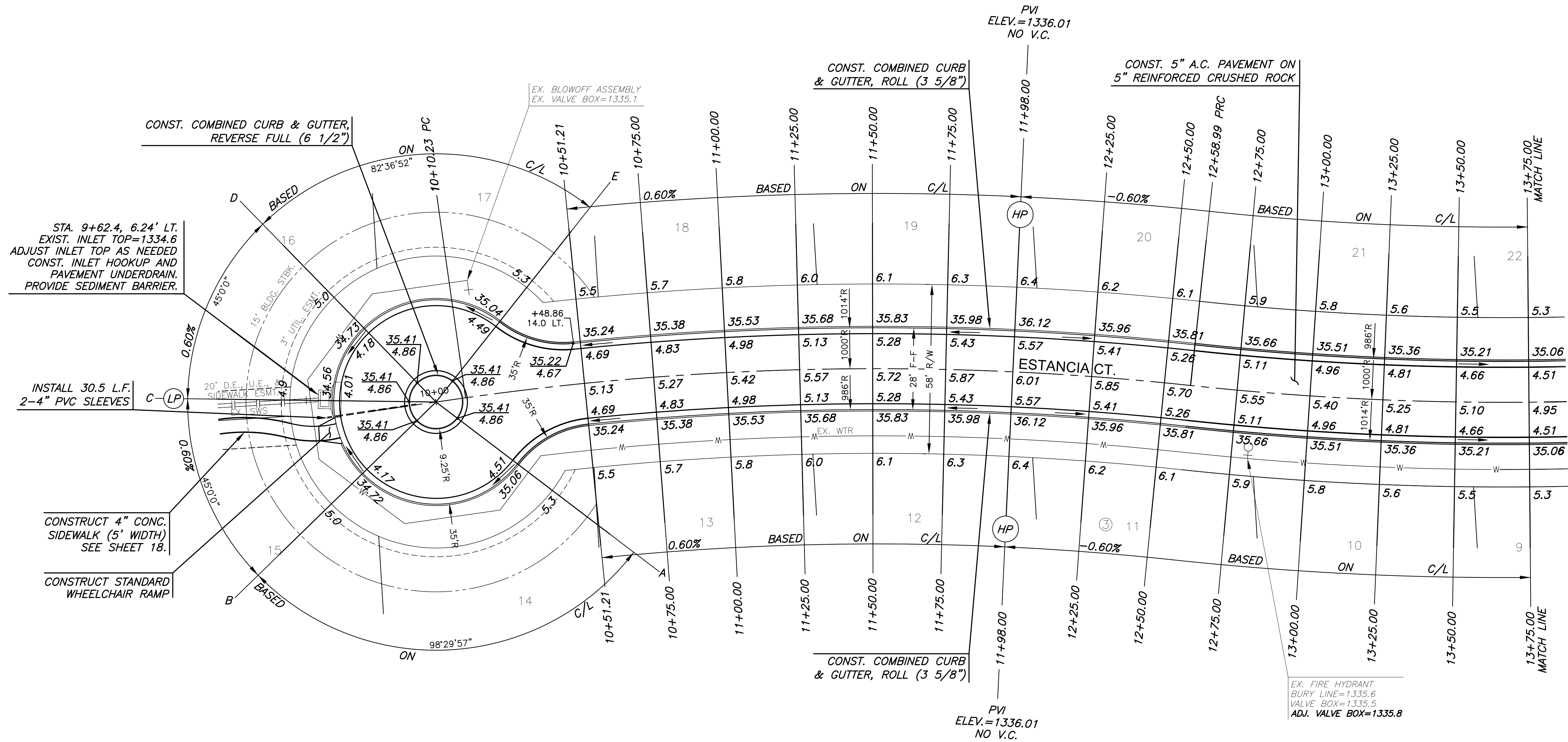
©2016
MKEC Engineering
All Rights Reserved
www.mkec.com
These drawings and their contents, including, but not limited to, all concepts, designs, & ideas are the exclusive property of MKEC Engineering (MKEC), and may not be used or reproduced in any way without the express consent of MKEC.

ESTANCIA COURT

PROJECT NO.	472-85243
DATE	JAN. 2015
SCALE	1"=20'
DESIGNED	DFL
DRAWN	BKS
CHECKED	GJA

NO.	REVISION	DATE

SHEET NO.



LEGEND

- NOTES:**
- TOP OF CURB ELEVATIONS SHOWN ARE FOR FULL CURB. CONSTRUCT CURB AND GUTTER AS NOTED.
 - PVC SLEEVES TO BE BURIED AT A DEPTH OF 2' TO TOP OF SLEEVE, MINIMUM.
- +—+ STREET SIGN & SIGN LOCATION (SEE SIGN ASSEMBLY TABLE FOR TYPE & STATION OF SIGN)
- 10' TRANSITION FROM FULL TO ROLL CURB

J:\PROJECTS\2015\1101010482_PREMIER_ESTANCIA\05-CIVIL\CAD\PAV\RESIDENTIAL\PH1\11482_PAV.DWG
 PLOTTED: Tuesday, January 26, 2016 @ 04:09PM