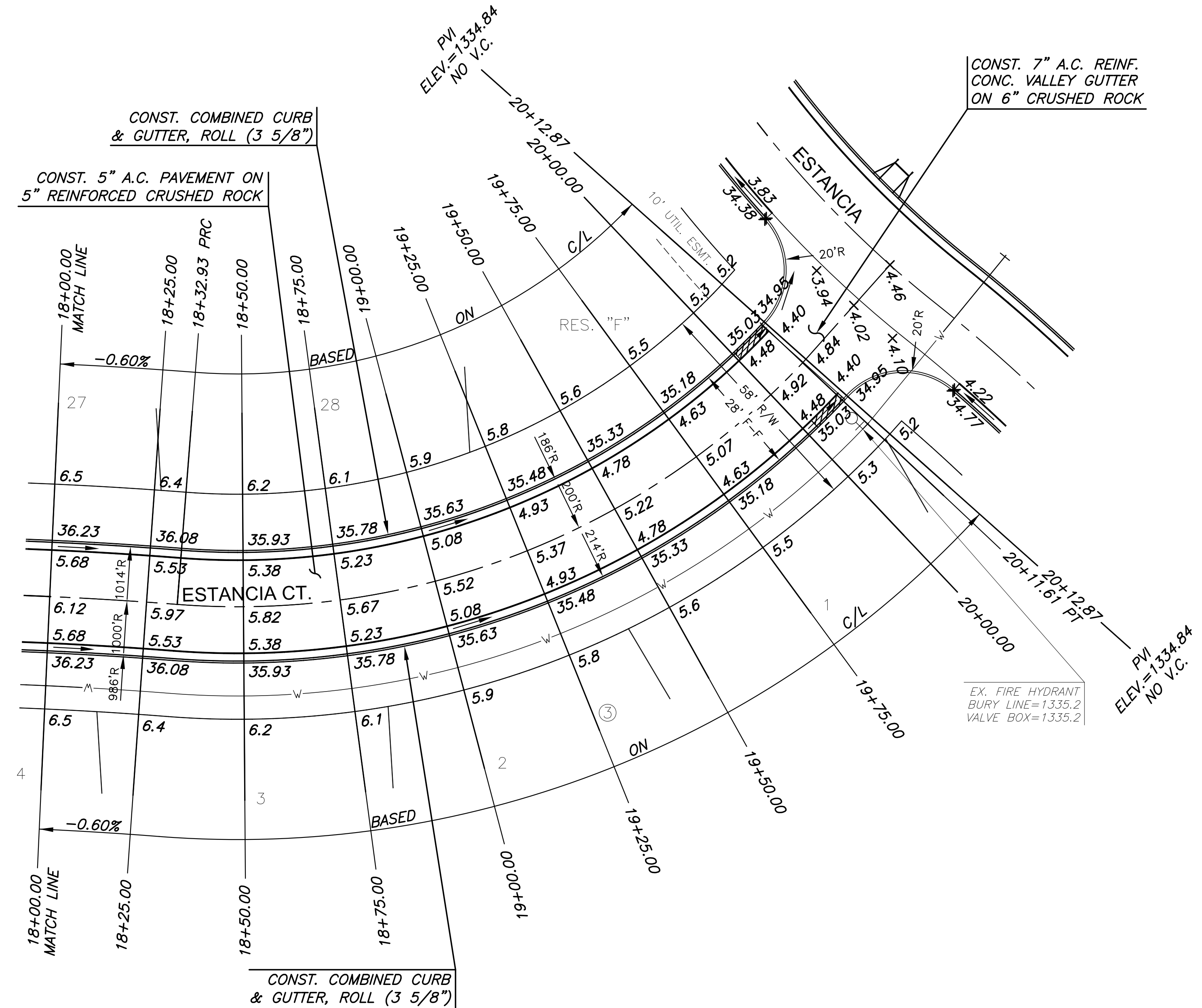


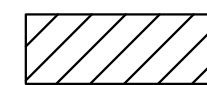
PLOTTED: Tuesday, January 26, 2016 @ 04:39PM

J:\PROJECTS\2011\1401010482\_PREMIER\_ESTANCIA\05-CIVIL\CADD\PAV\RESIDENTIAL\PH114462\_PAV.DWG




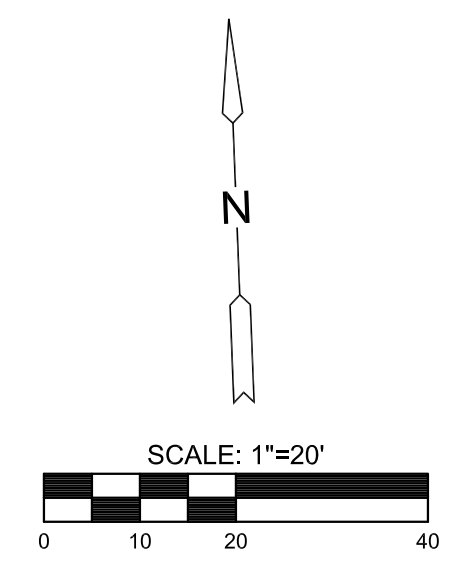
**LEGEND**

✦ + STREET SIGN & SIGN LOCATION  
(SEE SIGN ASSEMBLY TABLE  
FOR TYPE & STATION OF SIGN)

 10' TRANSITION FROM  
FULL TO ROLL CURB

NOTE:  
TOP OF CURB ELEVATIONS SHOWN  
ARE FOR FULL CURB. CONSTRUCT  
CURB AND GUTTER AS NOTED.

  
GREGORY J. ALLISON  
LICENSED  
11159  
KANSAS  
PROFESSIONAL ENGINEER  
01/27/16



PAVING & INCIDENTAL DRAINAGE FOR  
**ESTANCIA ADDITION**  
PHASE 1

©2016  
MKEC Engineering  
All Rights Reserved  
www.mkec.com  
These drawings and their contents,  
including, but not limited to, all concepts,  
designs, & ideas are the exclusive  
property of MKEC Engineering (MKEC),  
and may not be used or reproduced in any  
way without the express consent of MKEC.

**ESTANCIA CT.  
CONT.**

PROJECT NO.	472-85243	
DATE	JAN. 2015	
SCALE	1"=20'	
DESIGNED	DRAWN	CHECKED
DFL	BKS	GJA
NO.	REVISION	DATE
SHEET NO.		